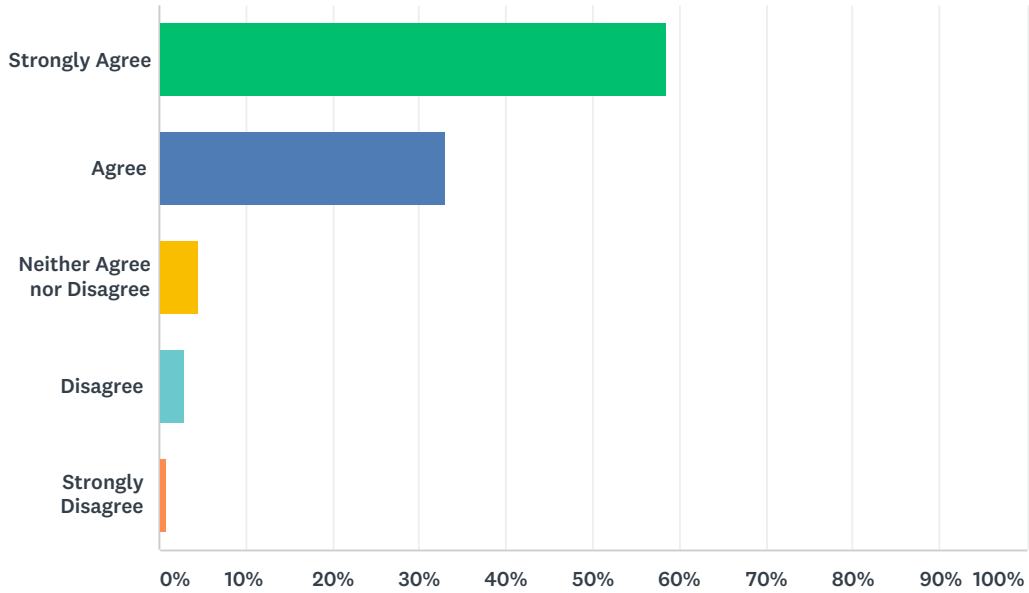


Q1 I like my child's school.

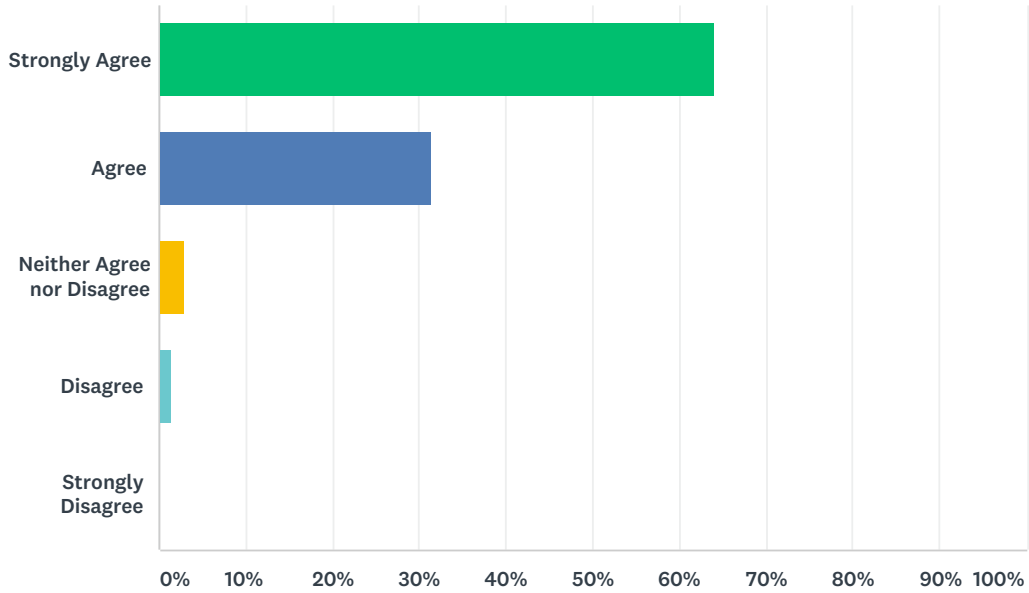
Answered: 477 Skipped: 0



ANSWER CHOICES	RESPONSES	
Strongly Agree	58.49%	279
Agree	33.12%	158
Neither Agree nor Disagree	4.61%	22
Disagree	2.94%	14
Strongly Disagree	0.84%	4
TOTAL		477

Q2 The adults at school want my child to succeed.

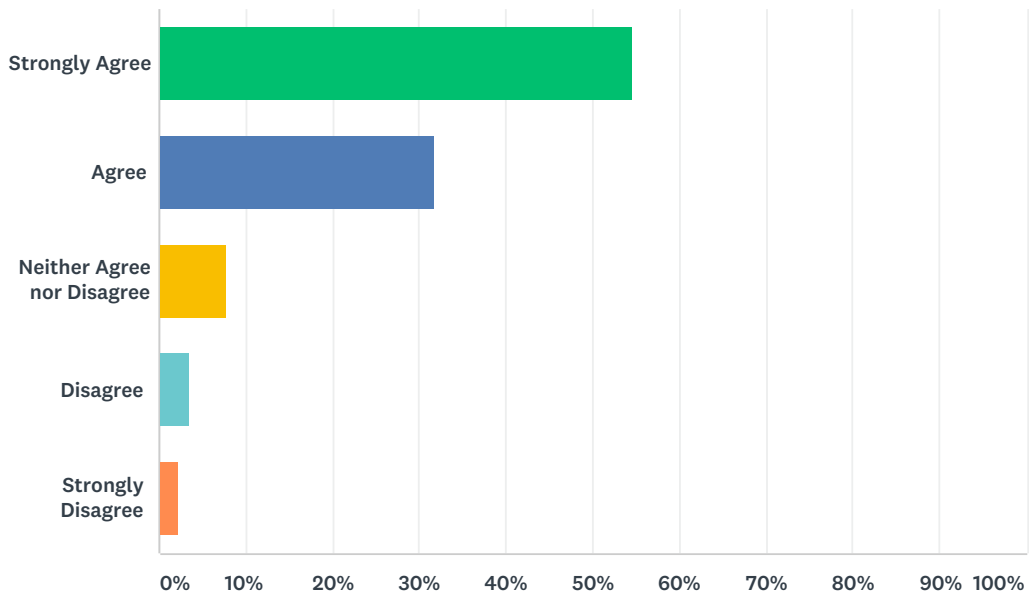
Answered: 477 Skipped: 0



ANSWER CHOICES	RESPONSES	
Strongly Agree	63.94%	305
Agree	31.45%	150
Neither Agree nor Disagree	2.94%	14
Disagree	1.47%	7
Strongly Disagree	0.21%	1
TOTAL		477

Q3 My child's school provides the academic and behavioral supports needed to be successful in school.

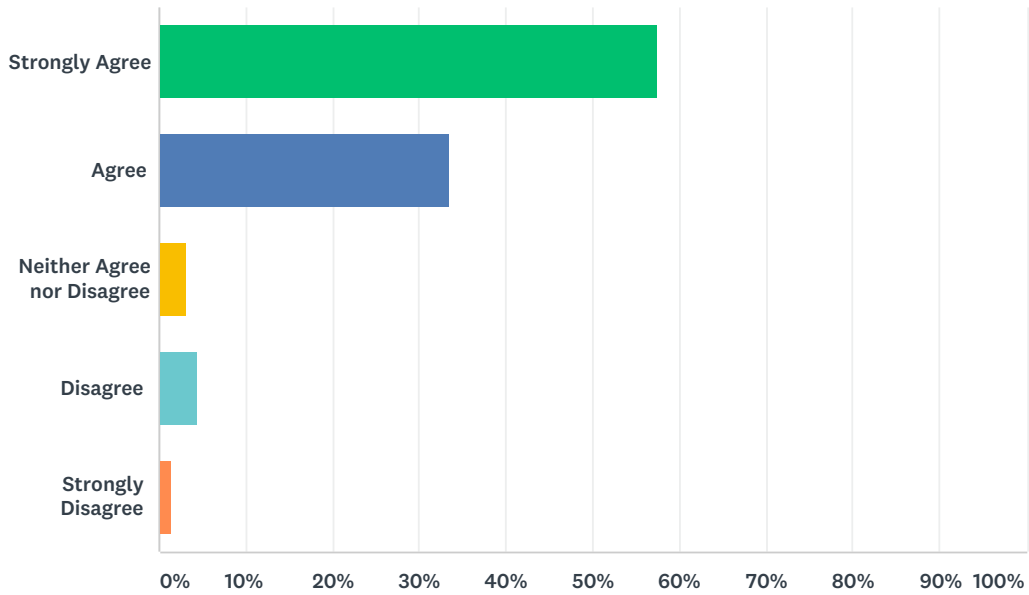
Answered: 477 Skipped: 0



ANSWER CHOICES	RESPONSES	
Strongly Agree	54.51%	260
Agree	31.87%	152
Neither Agree nor Disagree	7.76%	37
Disagree	3.56%	17
Strongly Disagree	2.31%	11
TOTAL		477

Q4 My child's school has clear rules for behavior.

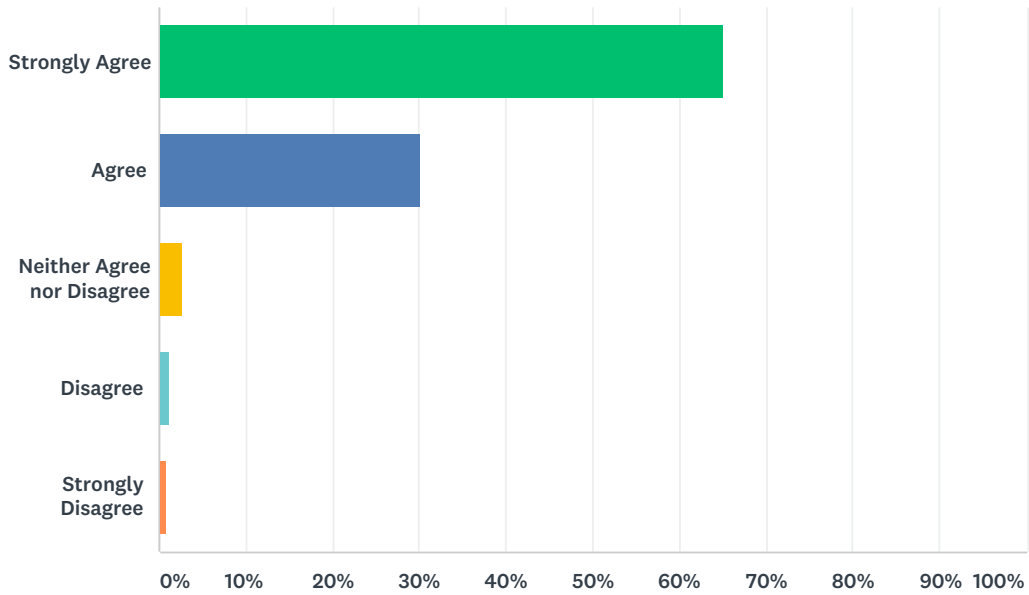
Answered: 477 Skipped: 0



ANSWER CHOICES	RESPONSES	
Strongly Agree	57.44%	274
Agree	33.54%	160
Neither Agree nor Disagree	3.14%	15
Disagree	4.40%	21
Strongly Disagree	1.47%	7
TOTAL		477

Q5 School staff treat me with respect.

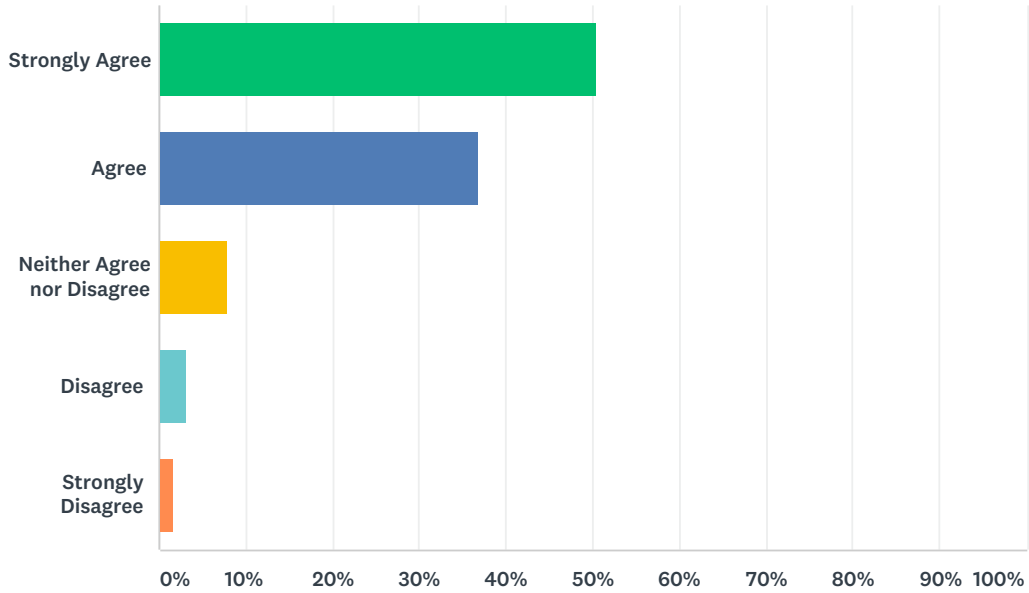
Answered: 477 Skipped: 0



ANSWER CHOICES	RESPONSES	
Strongly Agree	64.99%	310
Agree	30.19%	144
Neither Agree nor Disagree	2.73%	13
Disagree	1.26%	6
Strongly Disagree	0.84%	4
TOTAL		477

Q6 Good behavior is noticed at my child's school.

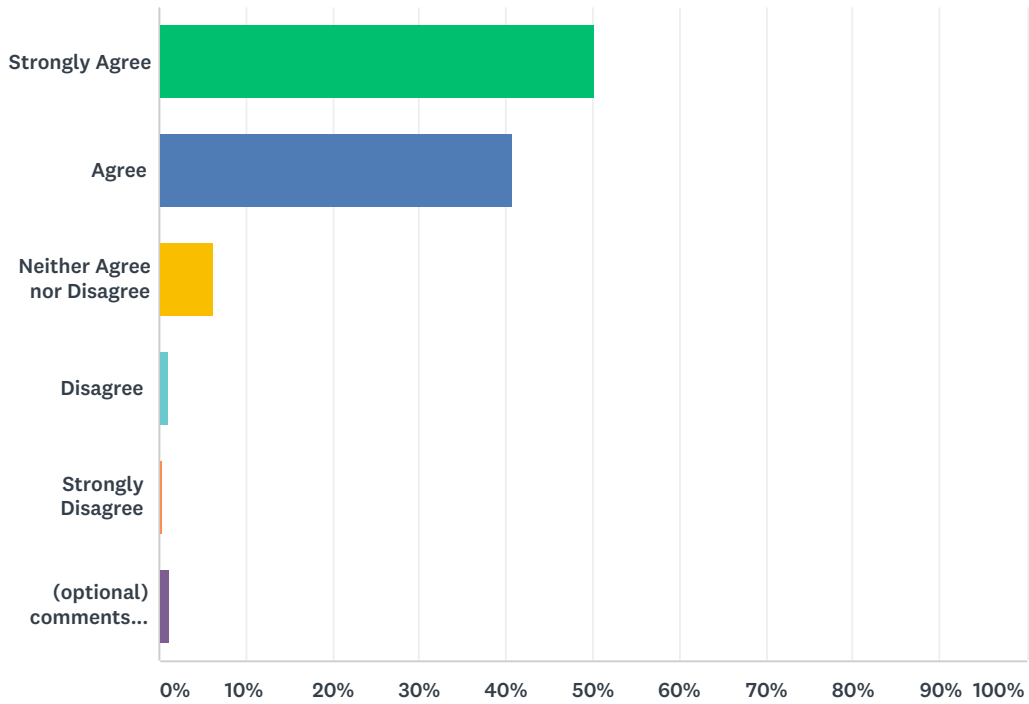
Answered: 477 Skipped: 0



ANSWER CHOICES	RESPONSES	
Strongly Agree	50.31%	240
Agree	36.90%	176
Neither Agree nor Disagree	7.97%	38
Disagree	3.14%	15
Strongly Disagree	1.68%	8
TOTAL		477

Q7 My child gets along with other students.

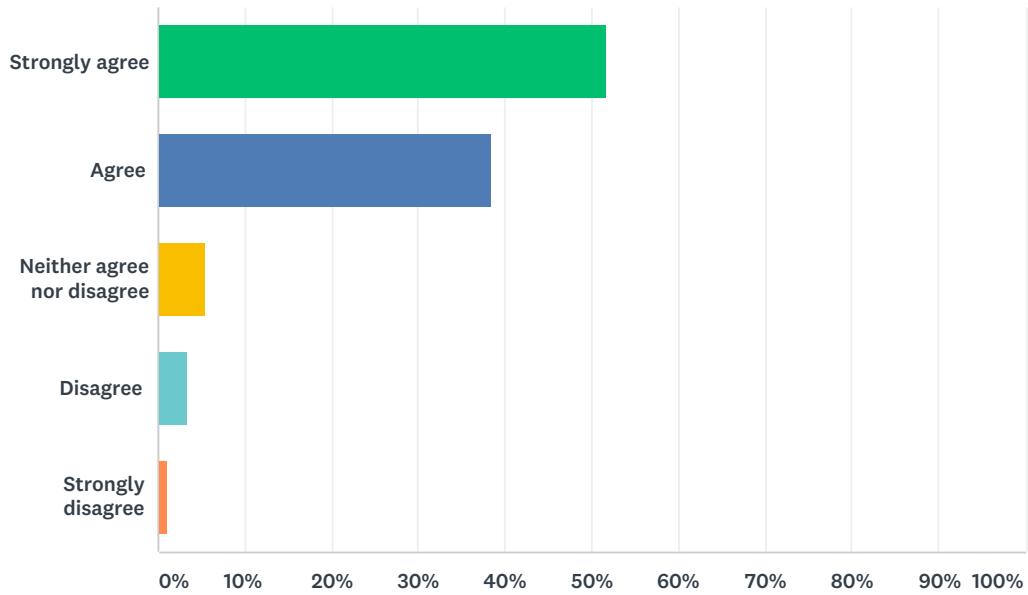
Answered: 477 Skipped: 0



ANSWER CHOICES	RESPONSES	
Strongly Agree	50.10%	239
Agree	40.88%	195
Neither Agree nor Disagree	6.29%	30
Disagree	1.05%	5
Strongly Disagree	0.42%	2
(optional) comments related to 8:	1.26%	6
TOTAL		477

Q8 My child is safe at school.

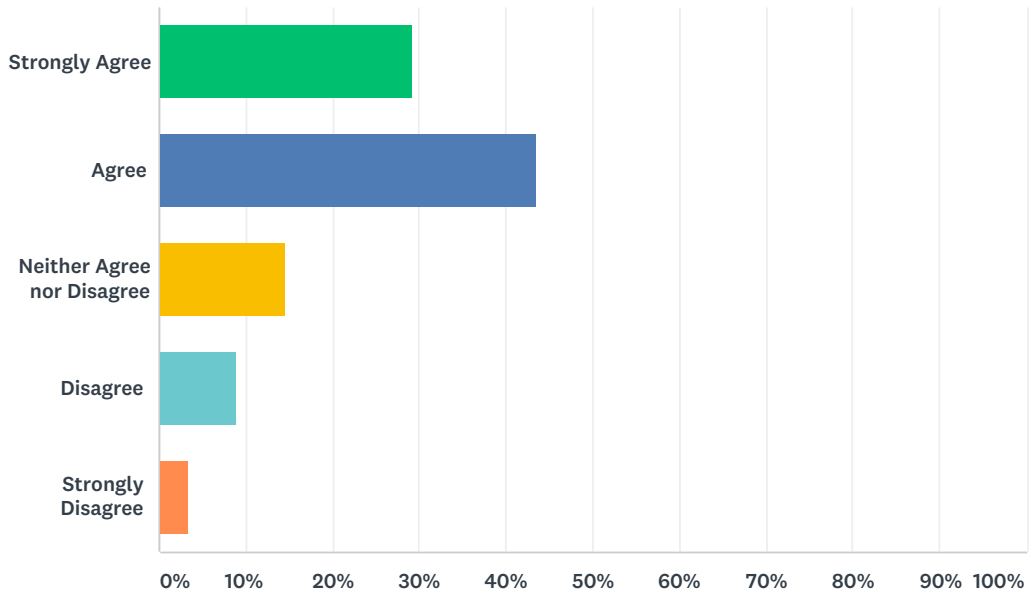
Answered: 477 Skipped: 0



ANSWER CHOICES	RESPONSES	
Strongly agree	51.57%	246
Agree	38.57%	184
Neither agree nor disagree	5.45%	26
Disagree	3.35%	16
Strongly disagree	1.05%	5
TOTAL		477

Q9 Students treat each other well at my child's school.

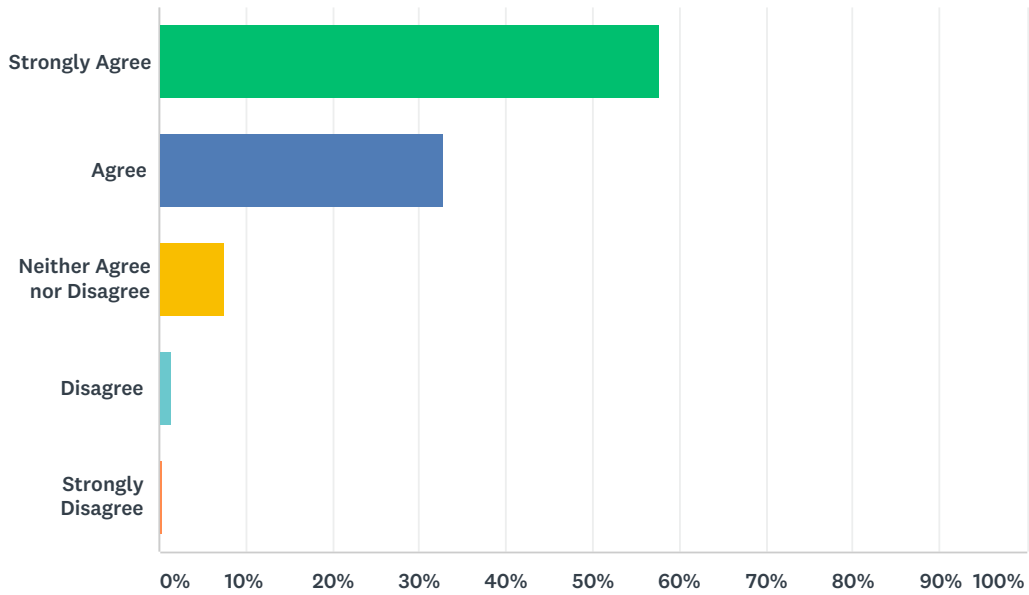
Answered: 477 Skipped: 0



ANSWER CHOICES	RESPONSES	
Strongly Agree	29.35%	140
Agree	43.61%	208
Neither Agree nor Disagree	14.68%	70
Disagree	9.01%	43
Strongly Disagree	3.35%	16
TOTAL		477

Q10 There is an adult at my child's school who will help me if I need it.

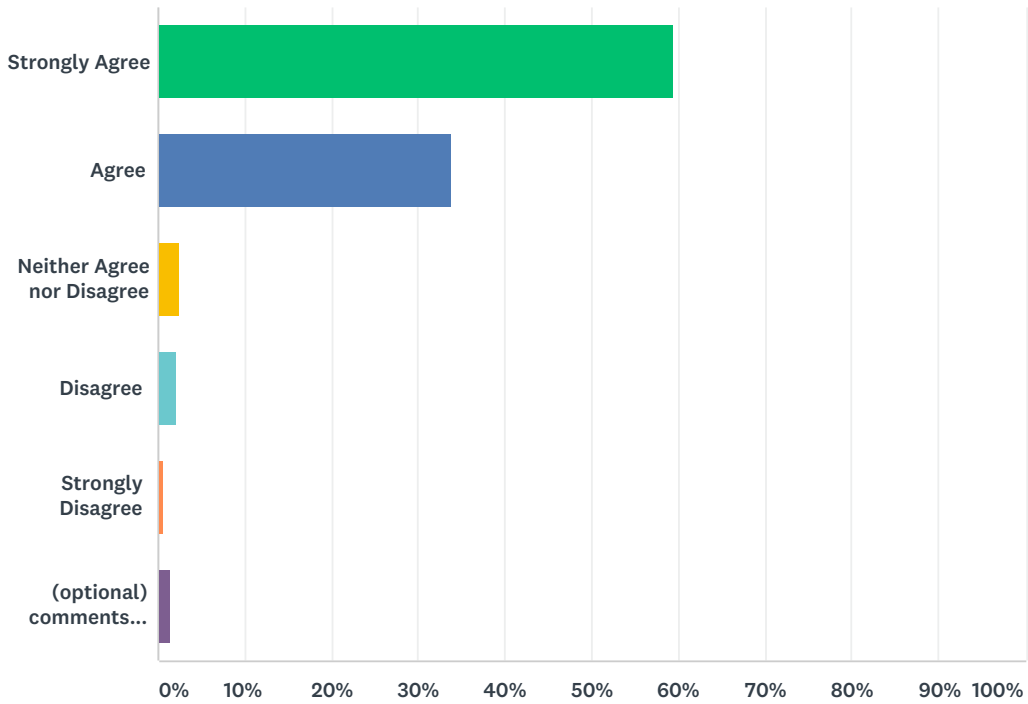
Answered: 477 Skipped: 0



ANSWER CHOICES	RESPONSES	
Strongly Agree	57.65%	275
Agree	32.91%	157
Neither Agree nor Disagree	7.55%	36
Disagree	1.47%	7
Strongly Disagree	0.42%	2
TOTAL		477

Q11 There is an adult at school who will help my child if they need it.

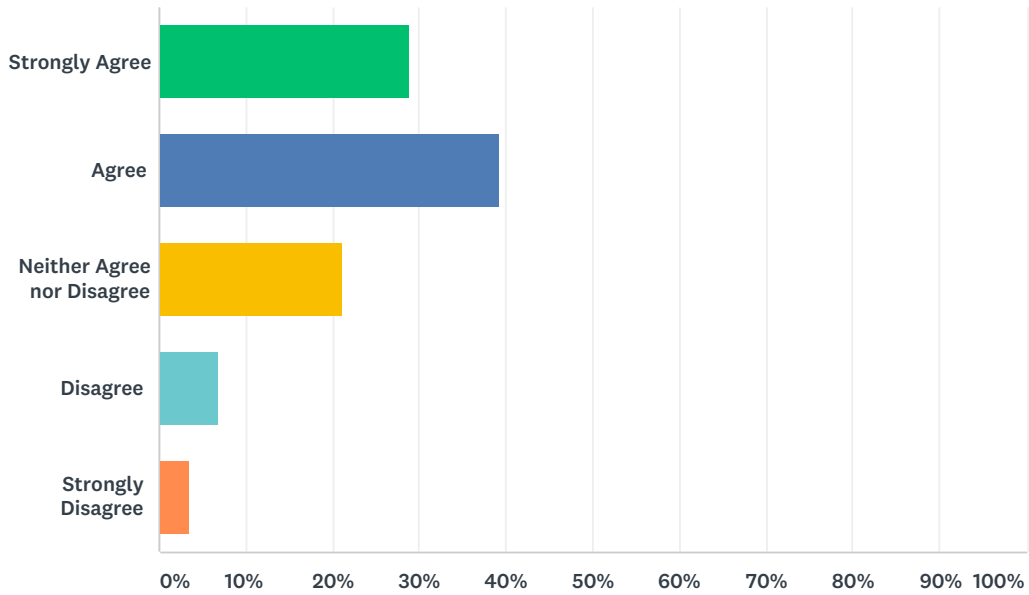
Answered: 477 Skipped: 0



ANSWER CHOICES	RESPONSES	
Strongly Agree	59.33%	283
Agree	33.96%	162
Neither Agree nor Disagree	2.52%	12
Disagree	2.10%	10
Strongly Disagree	0.63%	3
(optional) comments related to 12:	1.47%	7
TOTAL		477

Q12 Students in my child's class behave so that teachers can teach.

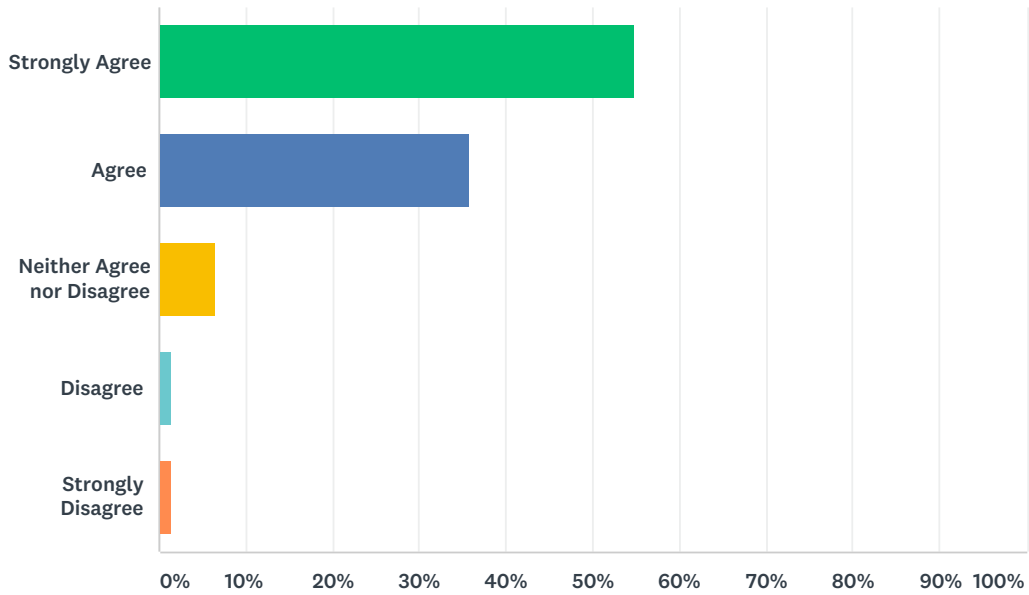
Answered: 477 Skipped: 0



ANSWER CHOICES	RESPONSES	
Strongly Agree	28.93%	138
Agree	39.41%	188
Neither Agree nor Disagree	21.17%	101
Disagree	6.92%	33
Strongly Disagree	3.56%	17
TOTAL		477

Q13 I feel like the teachers and I are partners in my child's education.

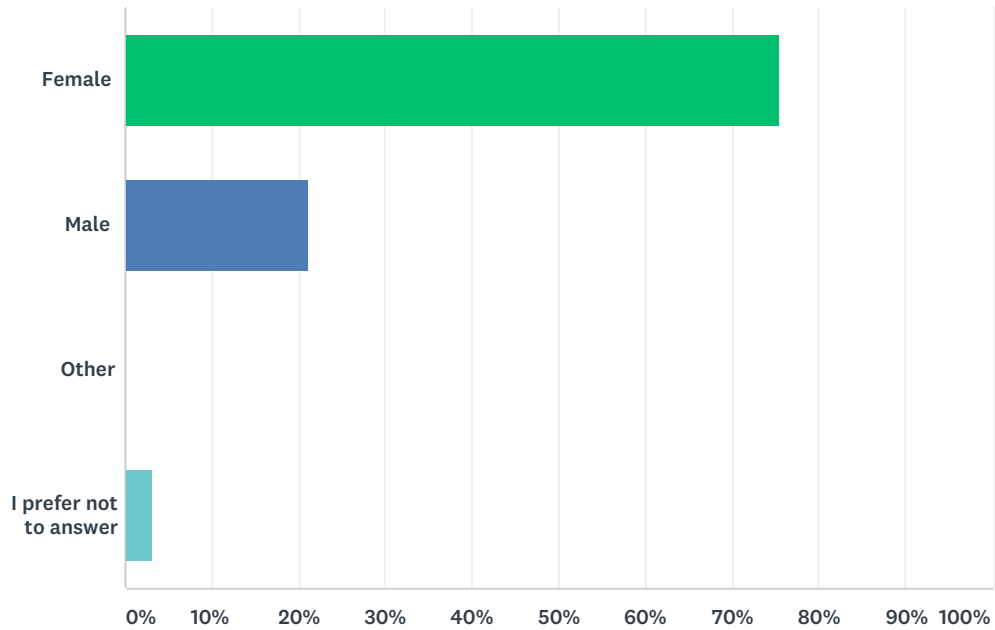
Answered: 477 Skipped: 0



ANSWER CHOICES	RESPONSES	
Strongly Agree	54.72%	261
Agree	35.85%	171
Neither Agree nor Disagree	6.50%	31
Disagree	1.47%	7
Strongly Disagree	1.47%	7
TOTAL		477

Q14 What is your gender or gender identity?

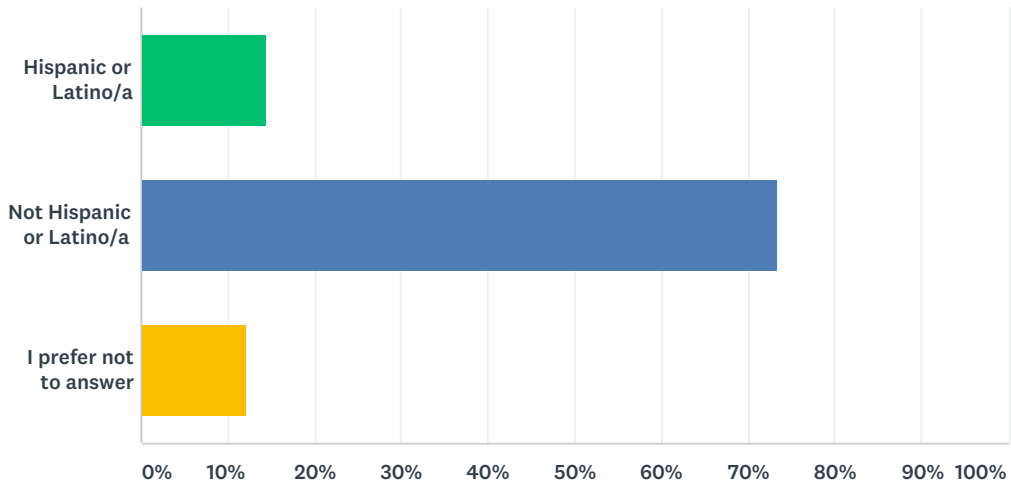
Answered: 477 Skipped: 0



ANSWER CHOICES	RESPONSES	
Female	75.47%	360
Male	21.17%	101
Other	0.21%	1
I prefer not to answer	3.14%	15
TOTAL		477

Q15 What is your ethnicity?

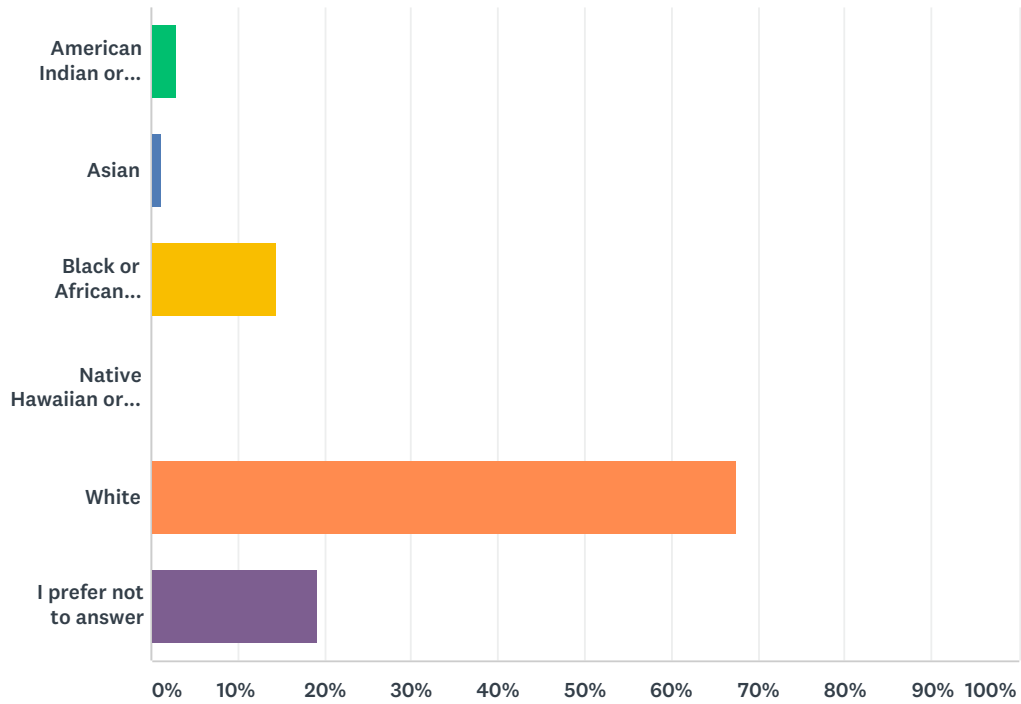
Answered: 477 Skipped: 0



ANSWER CHOICES	RESPONSES	
Hispanic or Latino/a	14.47%	69
Not Hispanic or Latino/a	73.38%	350
I prefer not to answer	12.16%	58
TOTAL		477

Q16 What is your race? (mark all that apply)

Answered: 477 Skipped: 0



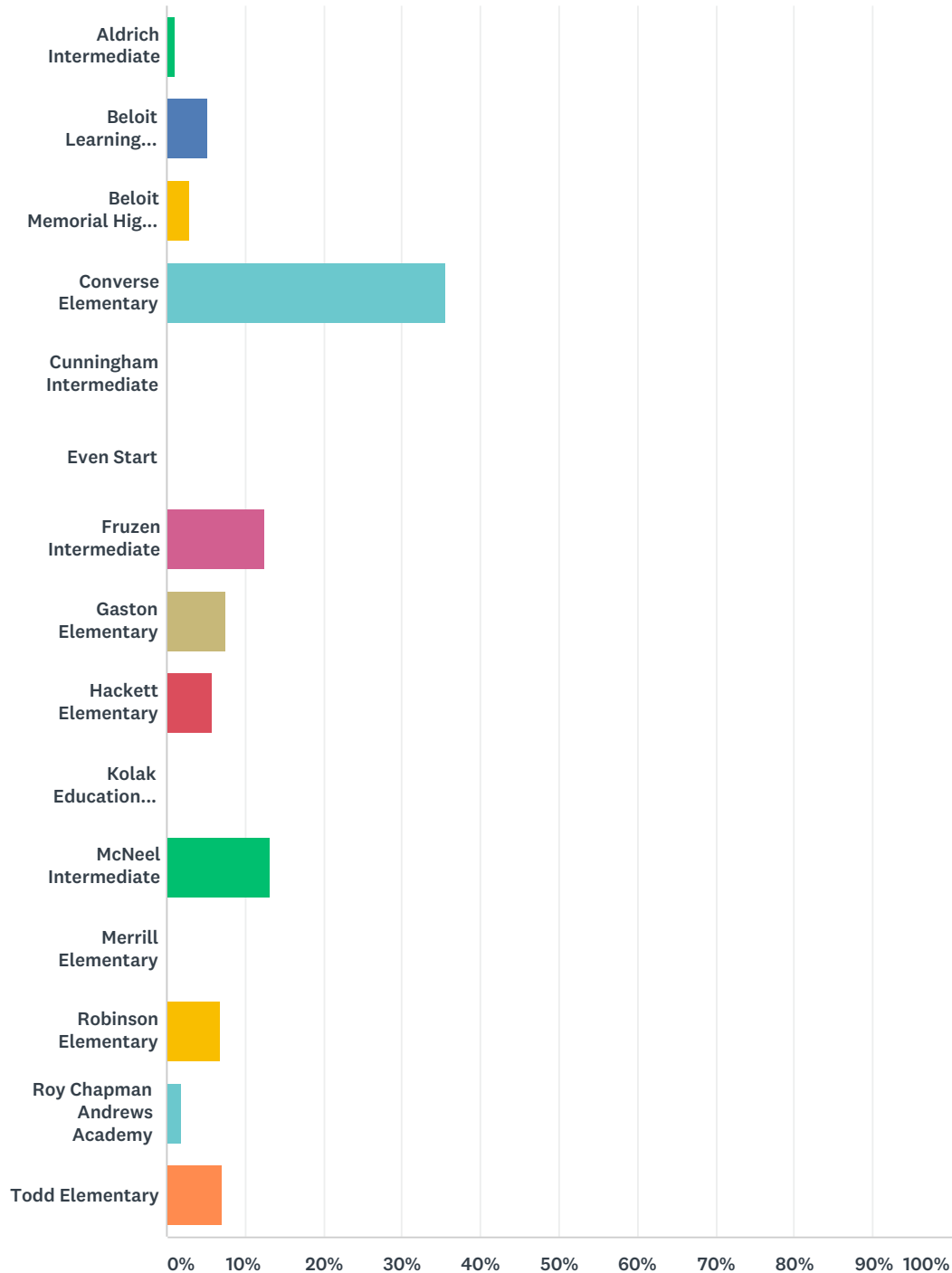
ANSWER CHOICES	RESPONSES	
American Indian or Alaskan Native	2.94%	14
Asian	1.26%	6
Black or African American	14.47%	69
Native Hawaiian or Pacific Islander	0.21%	1
White	67.51%	322
I prefer not to answer	19.29%	92
Total Respondents: 477		

Q17 Beyond that, is there another ethnic group with which you identify?

Answered: 477 Skipped: 0

Q18 What school does your child attend? (If you have multiple children at different schools, please mark the school you are primarily responding about. You may complete the survey multiple times if you would like to represent your experiences at different schools. Thank you!)

Answered: 477 Skipped: 0



ANSWER CHOICES

RESPONSES

FAMILIES: Climate Survey - Fall 2018

Aldrich Intermediate	1.05%	5
Beloit Learning Academy	5.24%	25
Beloit Memorial High School	2.94%	14
Converse Elementary	35.64%	170
Cunningham Intermediate	0.00%	0
Even Start	0.00%	0
Fruzen Intermediate	12.58%	60
Gaston Elementary	7.55%	36
Hackett Elementary	5.87%	28
Kolak Education Center	0.00%	0
McNeel Intermediate	13.21%	63
Merrill Elementary	0.00%	0
Robinson Elementary	6.92%	33
Roy Chapman Andrews Academy	1.89%	9
Todd Elementary	7.13%	34
TOTAL		477