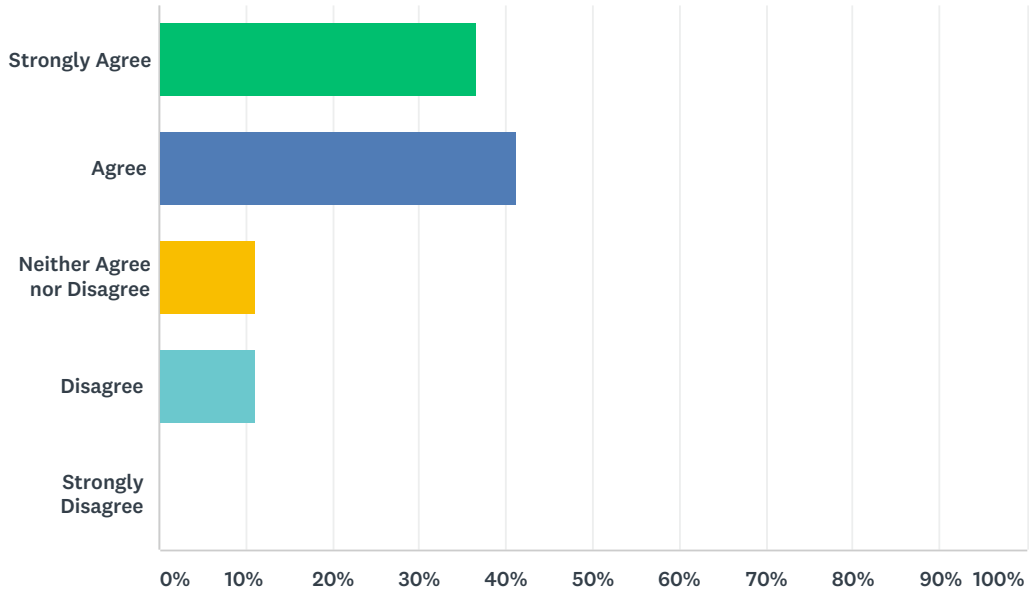


Q1 I like my child's school.

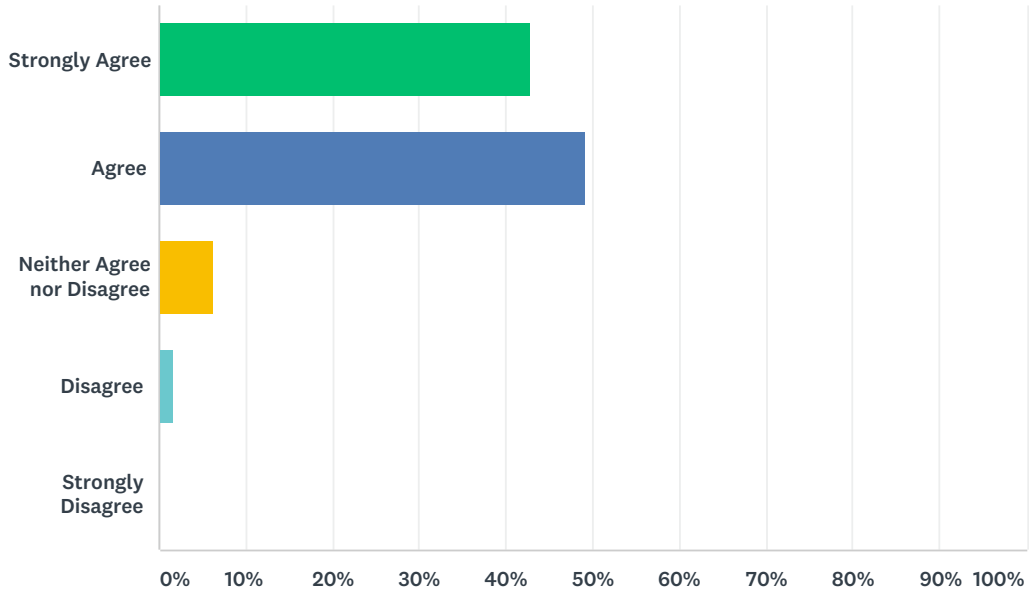
Answered: 63 Skipped: 0



ANSWER CHOICES	RESPONSES	
Strongly Agree	36.51%	23
Agree	41.27%	26
Neither Agree nor Disagree	11.11%	7
Disagree	11.11%	7
Strongly Disagree	0.00%	0
TOTAL		63

Q2 The adults at school want my child to succeed.

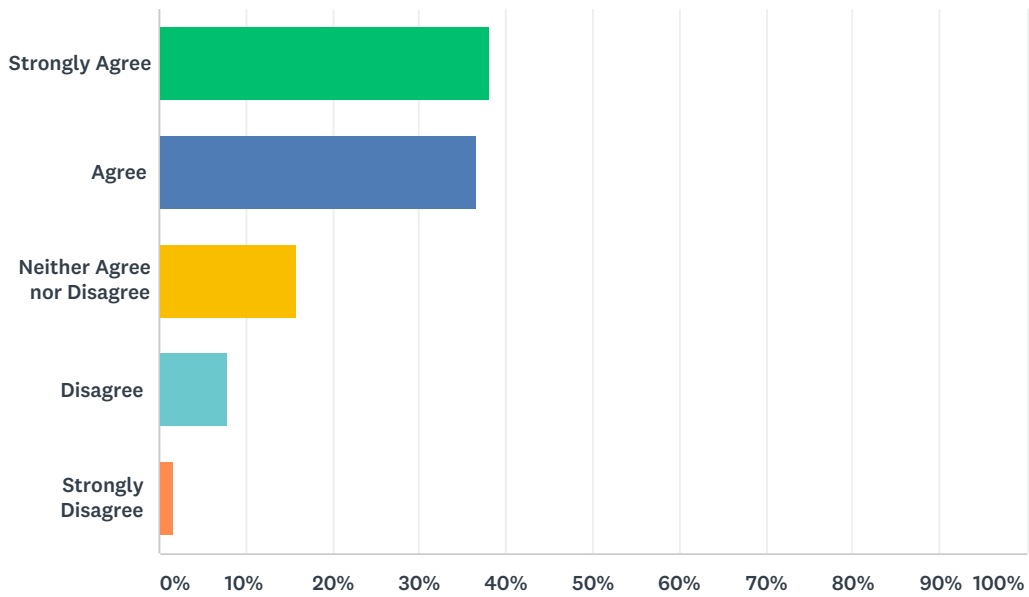
Answered: 63 Skipped: 0



ANSWER CHOICES	RESPONSES	
Strongly Agree	42.86%	27
Agree	49.21%	31
Neither Agree nor Disagree	6.35%	4
Disagree	1.59%	1
Strongly Disagree	0.00%	0
TOTAL		63

Q3 My child's school provides the academic and behavioral supports needed to be successful in school.

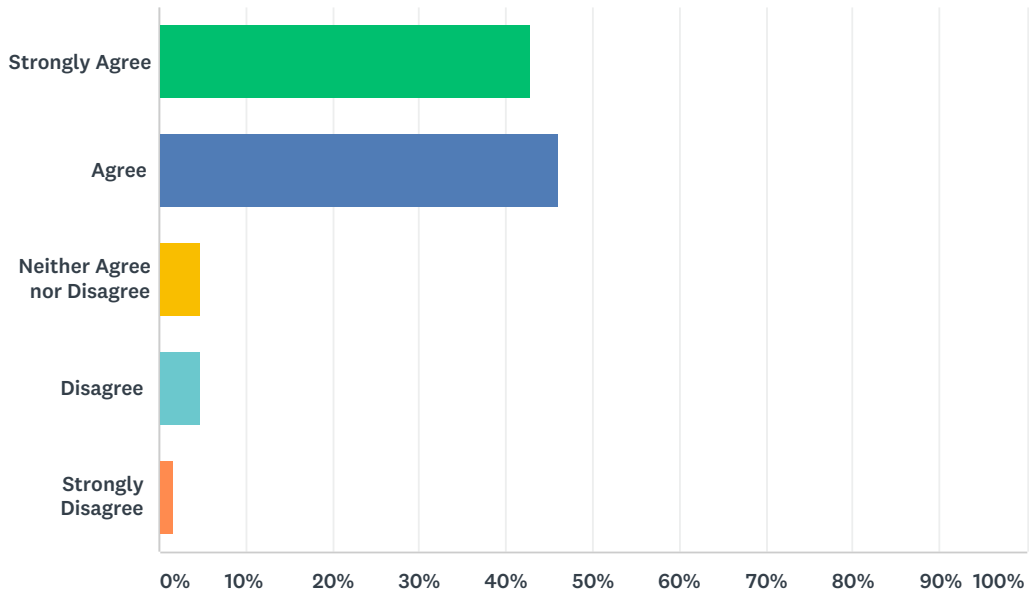
Answered: 63 Skipped: 0



ANSWER CHOICES	RESPONSES	
Strongly Agree	38.10%	24
Agree	36.51%	23
Neither Agree nor Disagree	15.87%	10
Disagree	7.94%	5
Strongly Disagree	1.59%	1
TOTAL		63

Q4 My child's school has clear rules for behavior.

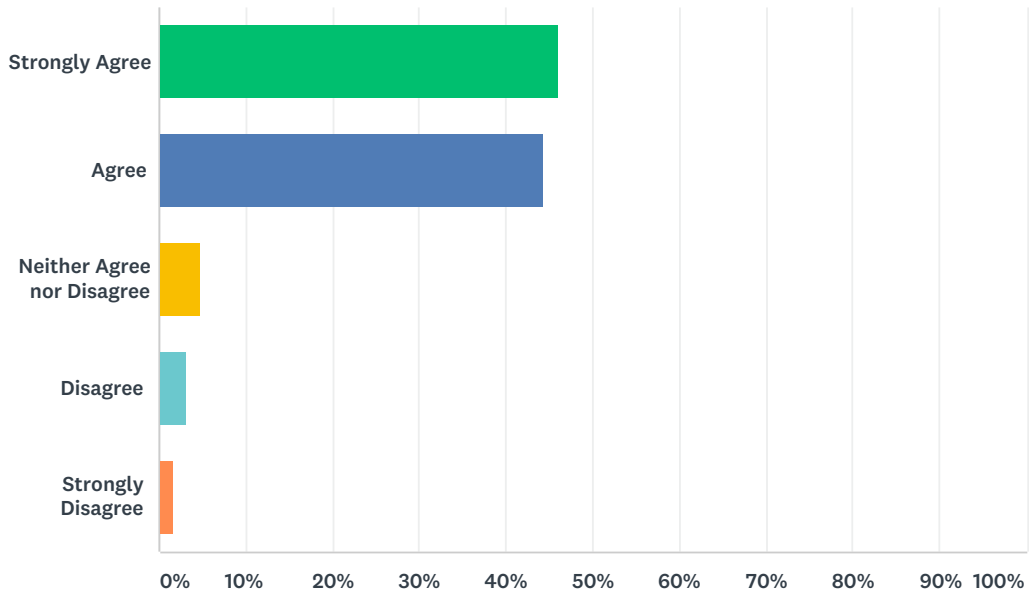
Answered: 63 Skipped: 0



ANSWER CHOICES	RESPONSES	
Strongly Agree	42.86%	27
Agree	46.03%	29
Neither Agree nor Disagree	4.76%	3
Disagree	4.76%	3
Strongly Disagree	1.59%	1
TOTAL		63

Q5 School staff treat me with respect.

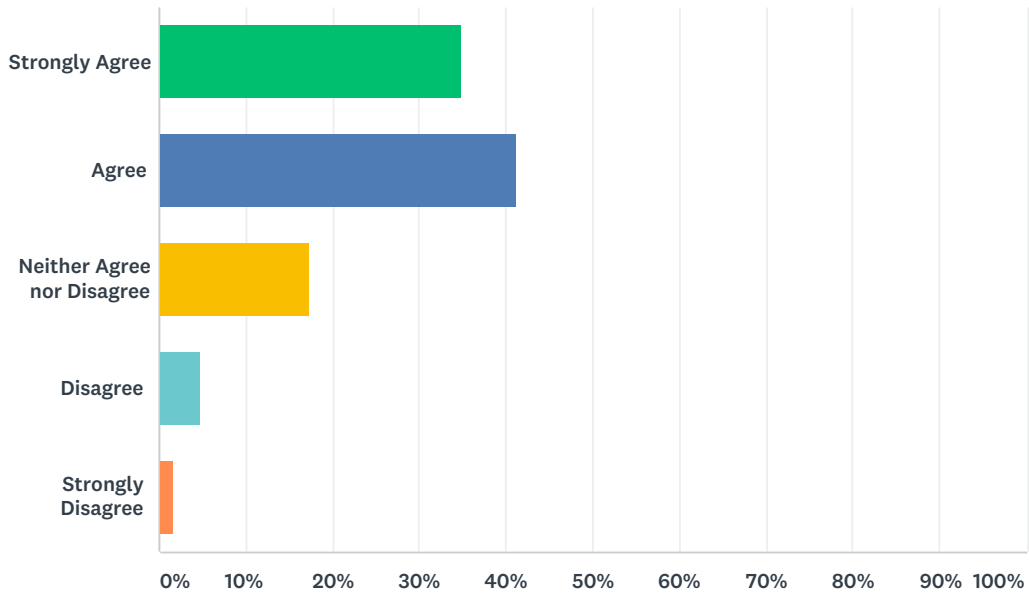
Answered: 63 Skipped: 0



ANSWER CHOICES	RESPONSES	
Strongly Agree	46.03%	29
Agree	44.44%	28
Neither Agree nor Disagree	4.76%	3
Disagree	3.17%	2
Strongly Disagree	1.59%	1
TOTAL		63

Q6 Good behavior is noticed at my child's school.

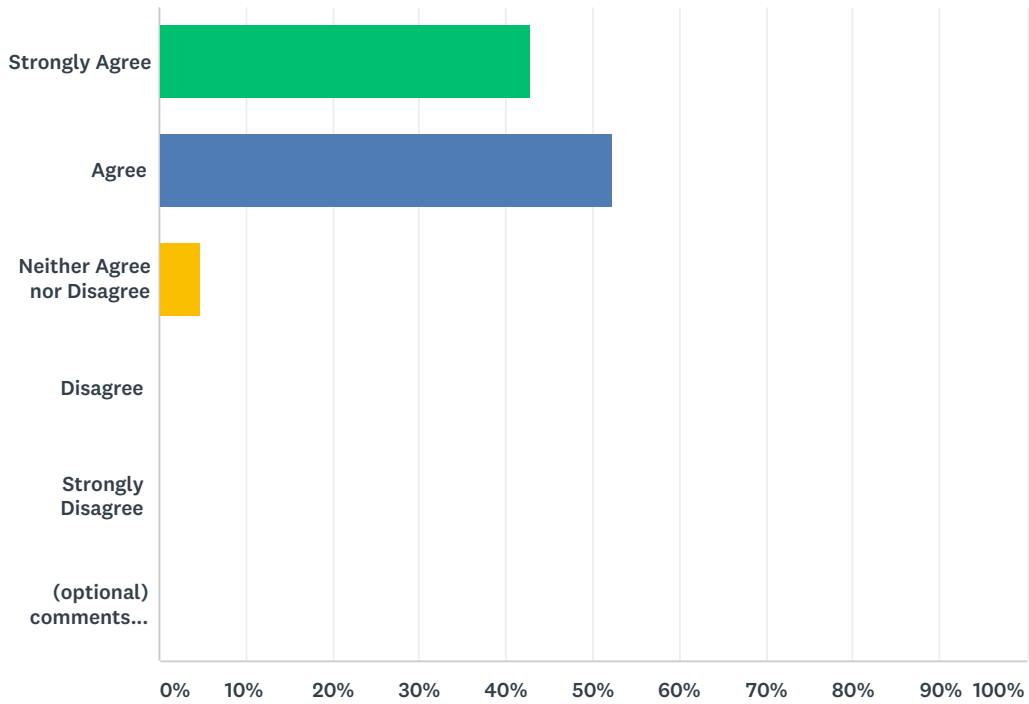
Answered: 63 Skipped: 0



ANSWER CHOICES	RESPONSES	
Strongly Agree	34.92%	22
Agree	41.27%	26
Neither Agree nor Disagree	17.46%	11
Disagree	4.76%	3
Strongly Disagree	1.59%	1
TOTAL		63

Q7 My child gets along with other students.

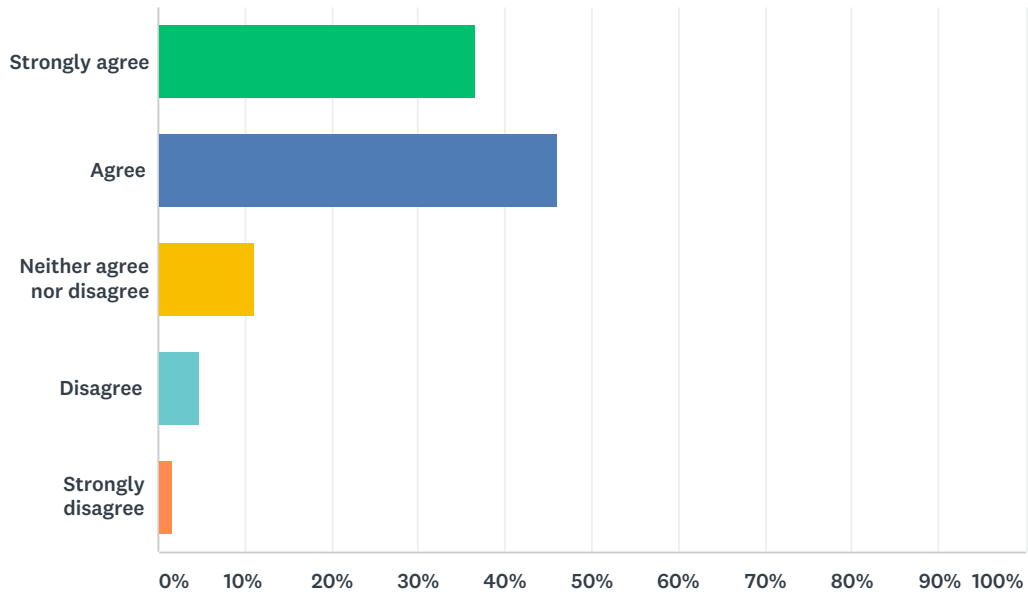
Answered: 63 Skipped: 0



ANSWER CHOICES	RESPONSES	
Strongly Agree	42.86%	27
Agree	52.38%	33
Neither Agree nor Disagree	4.76%	3
Disagree	0.00%	0
Strongly Disagree	0.00%	0
(optional) comments related to 8:	0.00%	0
TOTAL		63

Q8 My child is safe at school.

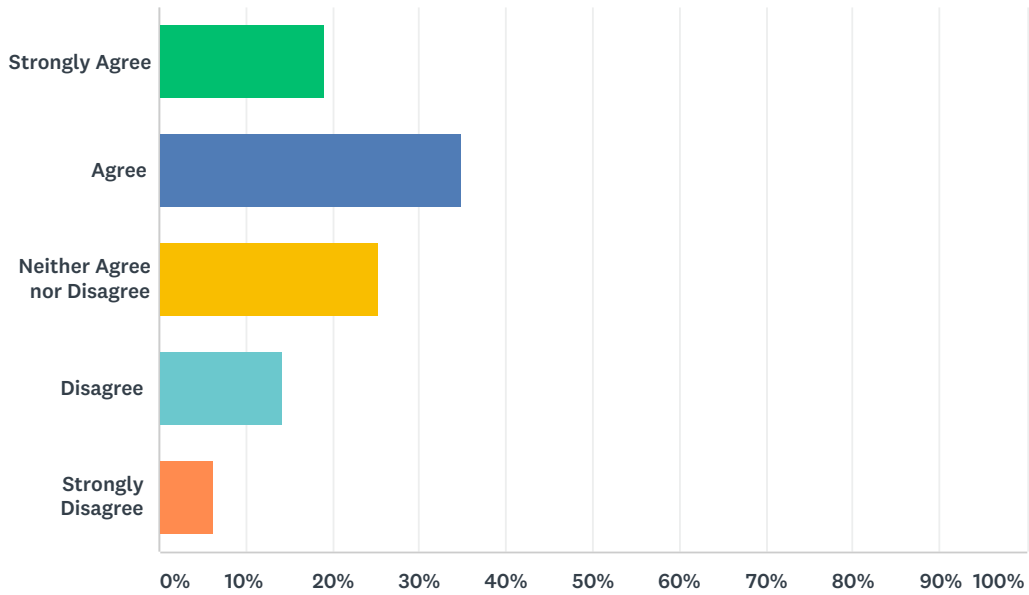
Answered: 63 Skipped: 0



ANSWER CHOICES	RESPONSES	
Strongly agree	36.51%	23
Agree	46.03%	29
Neither agree nor disagree	11.11%	7
Disagree	4.76%	3
Strongly disagree	1.59%	1
TOTAL		63

Q9 Students treat each other well at my child's school.

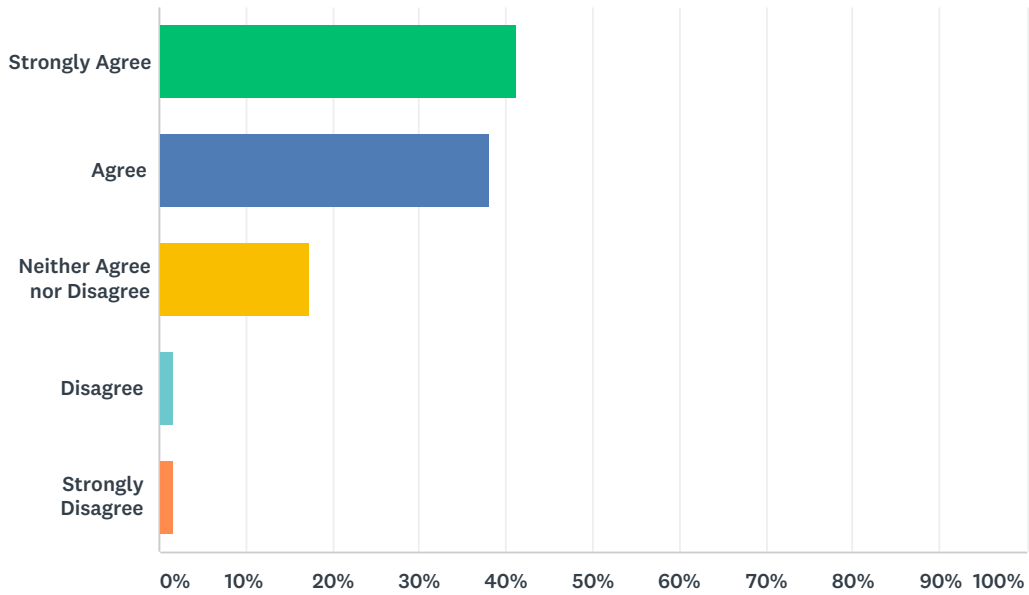
Answered: 63 Skipped: 0



ANSWER CHOICES	RESPONSES	
Strongly Agree	19.05%	12
Agree	34.92%	22
Neither Agree nor Disagree	25.40%	16
Disagree	14.29%	9
Strongly Disagree	6.35%	4
TOTAL		63

Q10 There is an adult at my child's school who will help me if I need it.

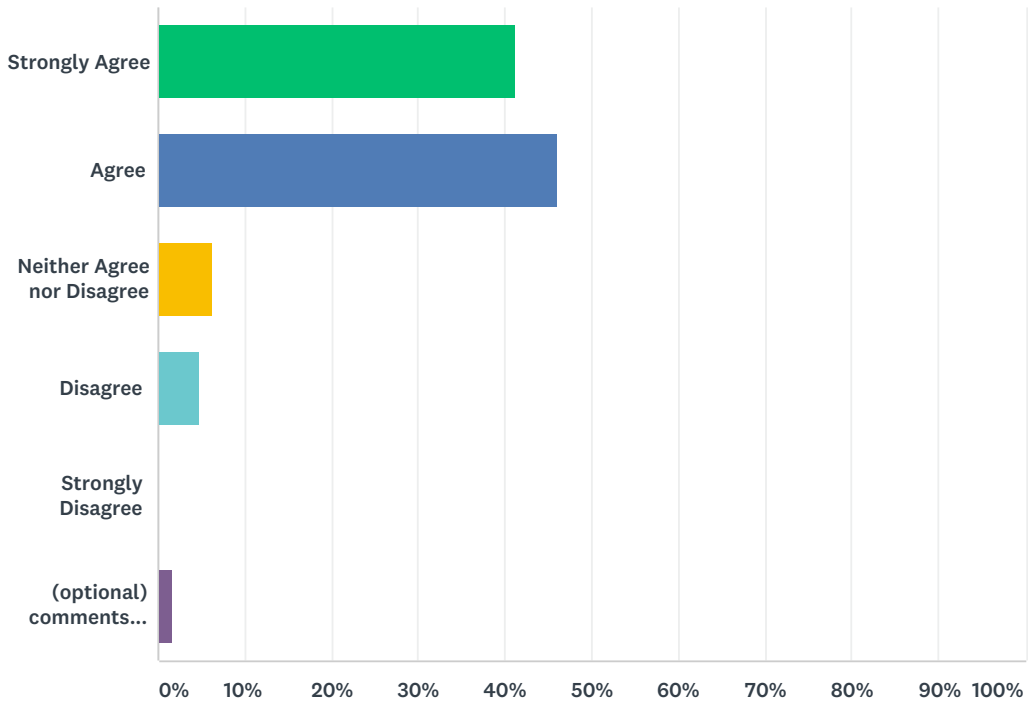
Answered: 63 Skipped: 0



ANSWER CHOICES	RESPONSES	
Strongly Agree	41.27%	26
Agree	38.10%	24
Neither Agree nor Disagree	17.46%	11
Disagree	1.59%	1
Strongly Disagree	1.59%	1
TOTAL		63

Q11 There is an adult at school who will help my child if they need it.

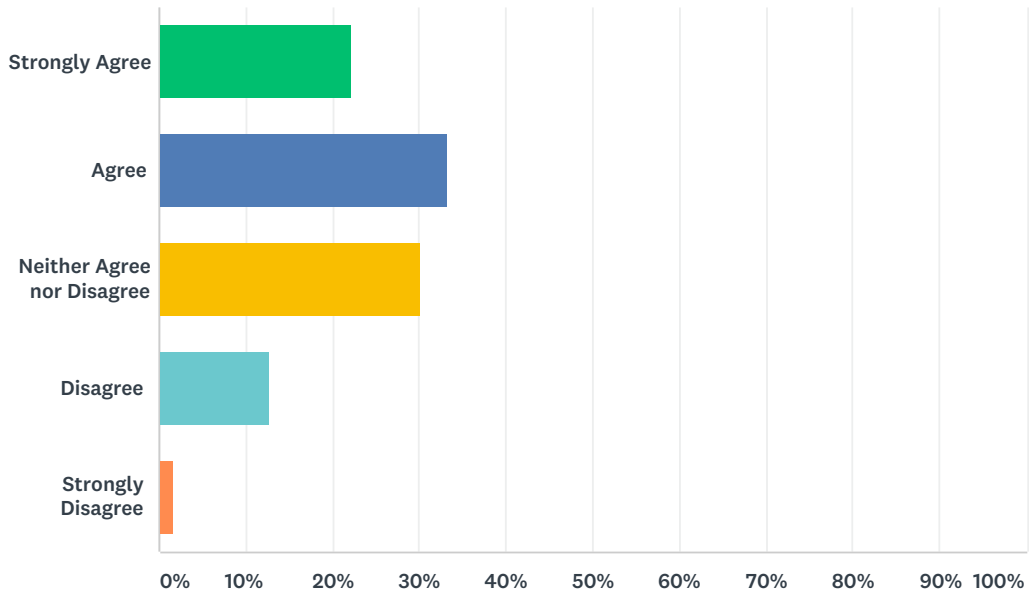
Answered: 63 Skipped: 0



ANSWER CHOICES	RESPONSES	
Strongly Agree	41.27%	26
Agree	46.03%	29
Neither Agree nor Disagree	6.35%	4
Disagree	4.76%	3
Strongly Disagree	0.00%	0
(optional) comments related to 12:	1.59%	1
TOTAL		63

Q12 Students in my child's class behave so that teachers can teach.

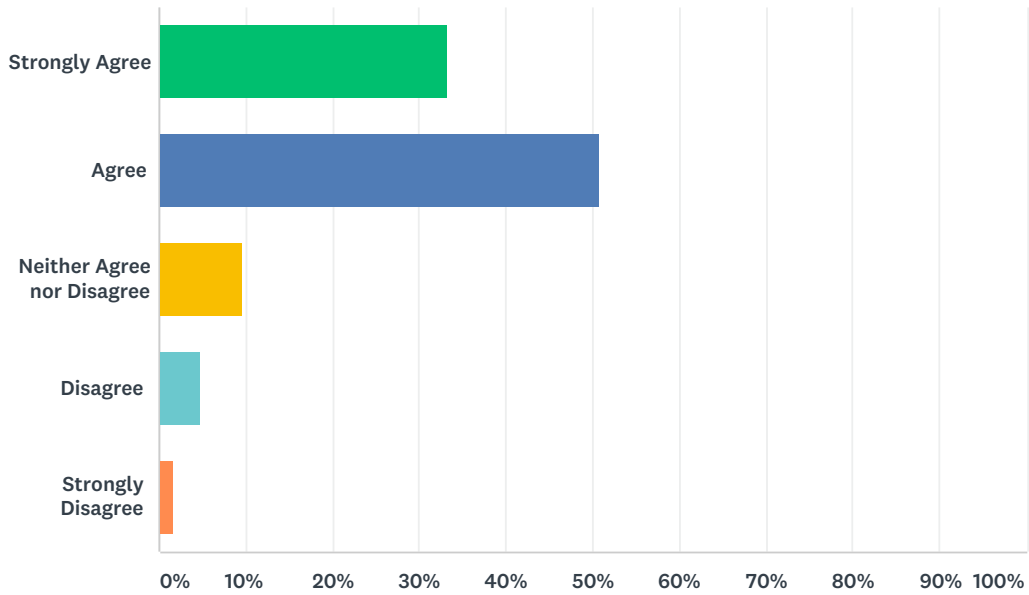
Answered: 63 Skipped: 0



ANSWER CHOICES	RESPONSES	
Strongly Agree	22.22%	14
Agree	33.33%	21
Neither Agree nor Disagree	30.16%	19
Disagree	12.70%	8
Strongly Disagree	1.59%	1
TOTAL		63

Q13 I feel like the teachers and I are partners in my child's education.

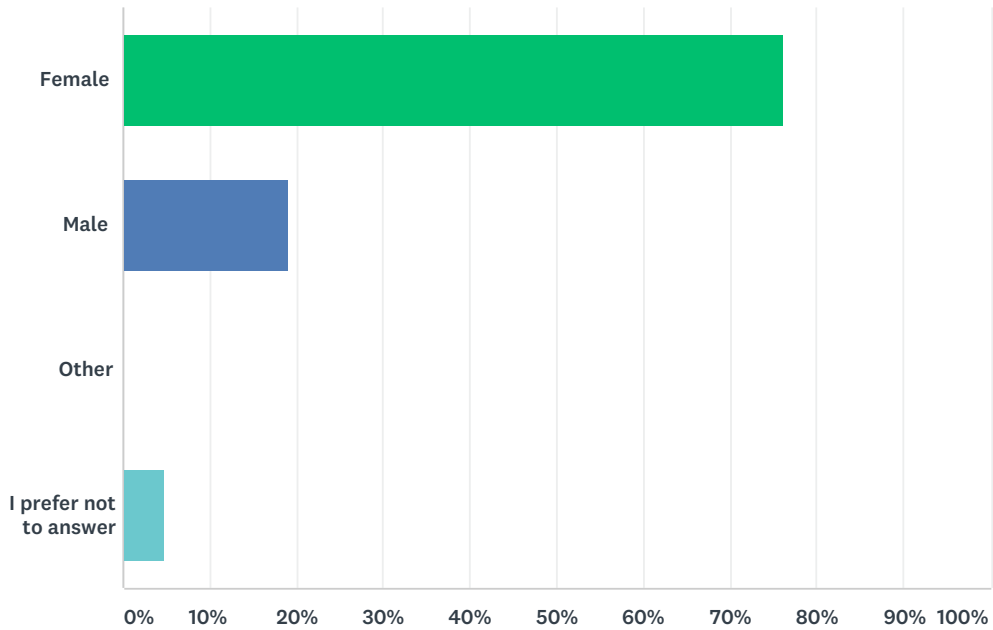
Answered: 63 Skipped: 0



ANSWER CHOICES	RESPONSES	
Strongly Agree	33.33%	21
Agree	50.79%	32
Neither Agree nor Disagree	9.52%	6
Disagree	4.76%	3
Strongly Disagree	1.59%	1
TOTAL		63

Q14 What is your gender or gender identity?

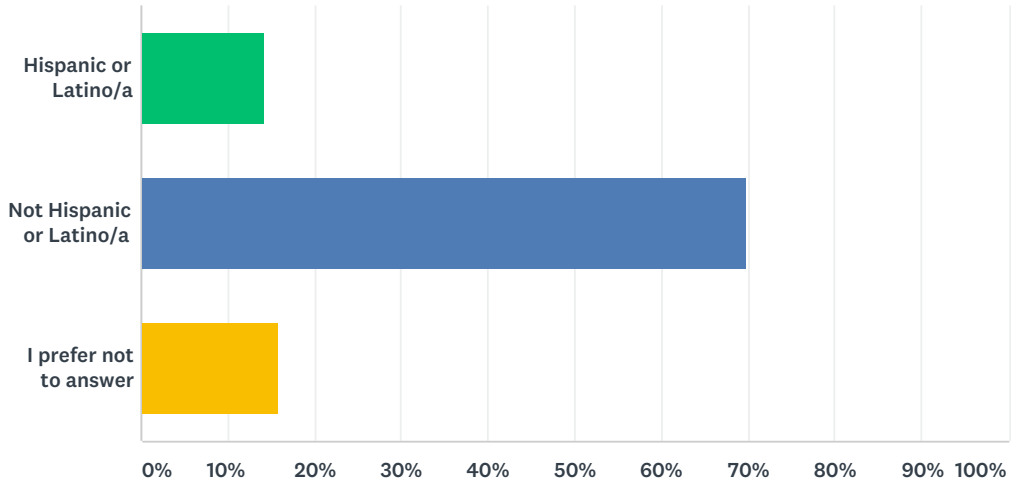
Answered: 63 Skipped: 0



ANSWER CHOICES	RESPONSES	
Female	76.19%	48
Male	19.05%	12
Other	0.00%	0
I prefer not to answer	4.76%	3
TOTAL		63

Q15 What is your ethnicity?

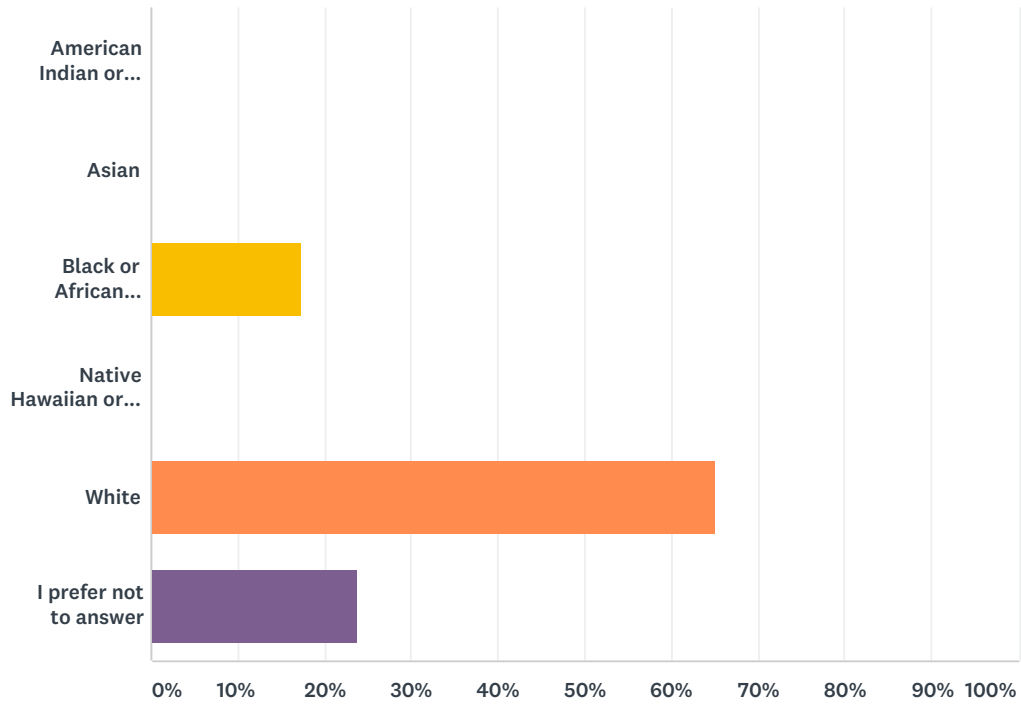
Answered: 63 Skipped: 0



ANSWER CHOICES	RESPONSES	
Hispanic or Latino/a	14.29%	9
Not Hispanic or Latino/a	69.84%	44
I prefer not to answer	15.87%	10
TOTAL		63

Q16 What is your race? (mark all that apply)

Answered: 63 Skipped: 0



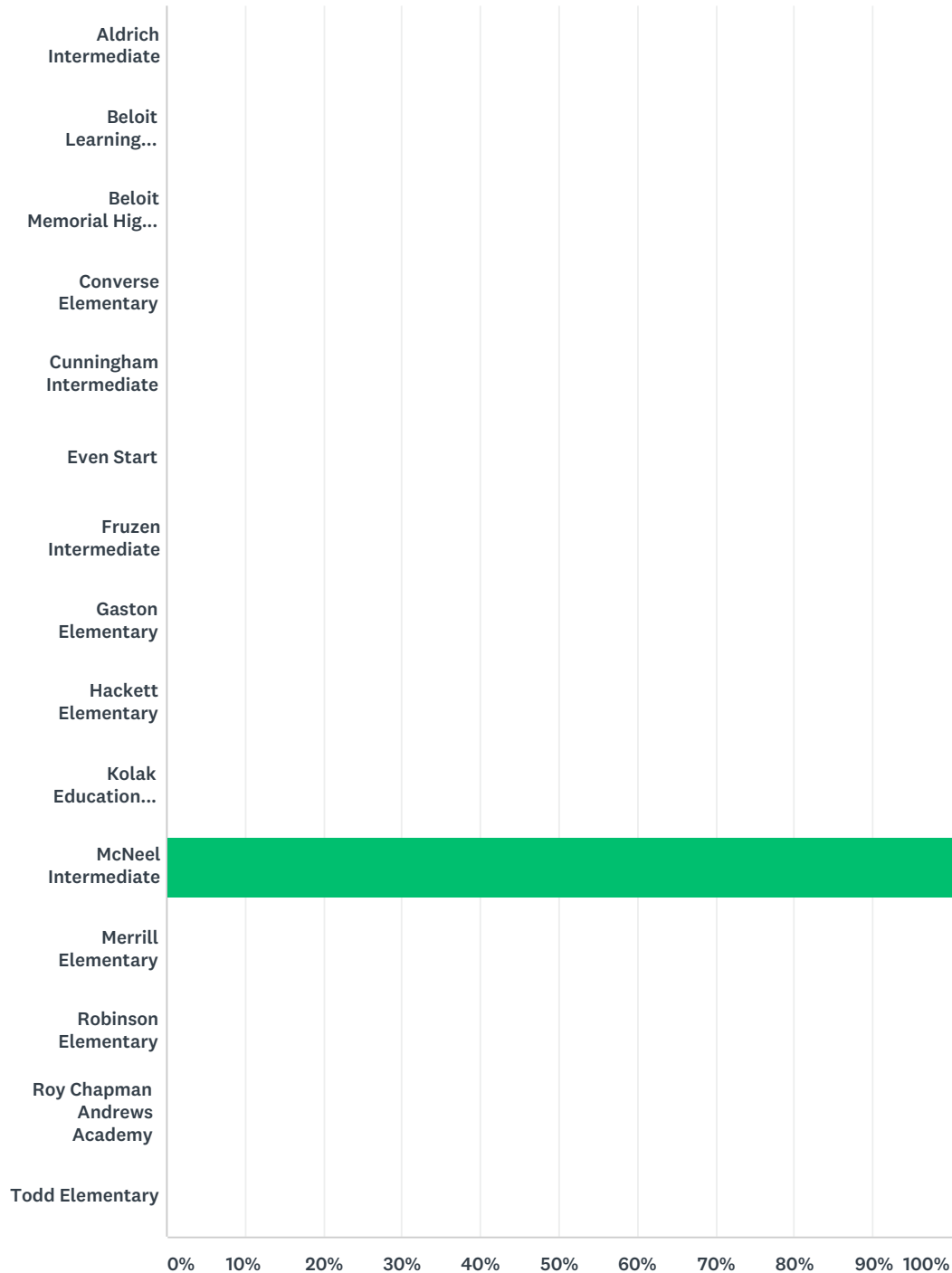
ANSWER CHOICES	RESPONSES	
American Indian or Alaskan Native	0.00%	0
Asian	0.00%	0
Black or African American	17.46%	11
Native Hawaiian or Pacific Islander	0.00%	0
White	65.08%	41
I prefer not to answer	23.81%	15
Total Respondents: 63		

Q17 Beyond that, is there another ethnic group with which you identify?

Answered: 63 Skipped: 0

Q18 What school does your child attend? (If you have multiple children at different schools, please mark the school you are primarily responding about. You may complete the survey multiple times if you would like to represent your experiences at different schools. Thank you!)

Answered: 63 Skipped: 0



ANSWER CHOICES

RESPONSES

FAMILIES: Climate Survey - Fall 2018

Aldrich Intermediate	0.00%	0
Beloit Learning Academy	0.00%	0
Beloit Memorial High School	0.00%	0
Converse Elementary	0.00%	0
Cunningham Intermediate	0.00%	0
Even Start	0.00%	0
Fruzen Intermediate	0.00%	0
Gaston Elementary	0.00%	0
Hackett Elementary	0.00%	0
Kolak Education Center	0.00%	0
McNeel Intermediate	100.00%	63
Merrill Elementary	0.00%	0
Robinson Elementary	0.00%	0
Roy Chapman Andrews Academy	0.00%	0
Todd Elementary	0.00%	0
TOTAL		63