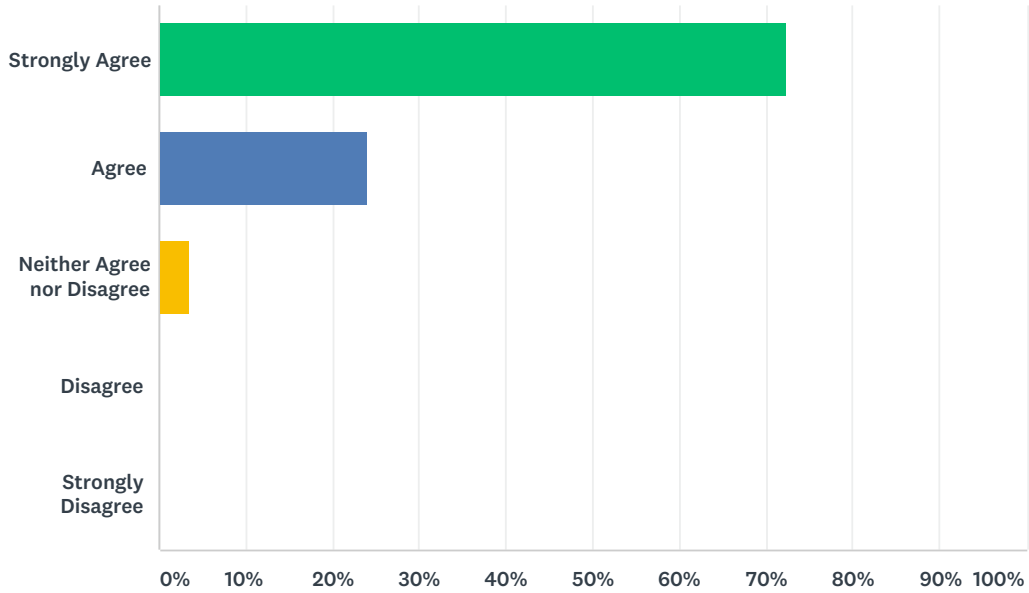


Q1 I like my child's school.

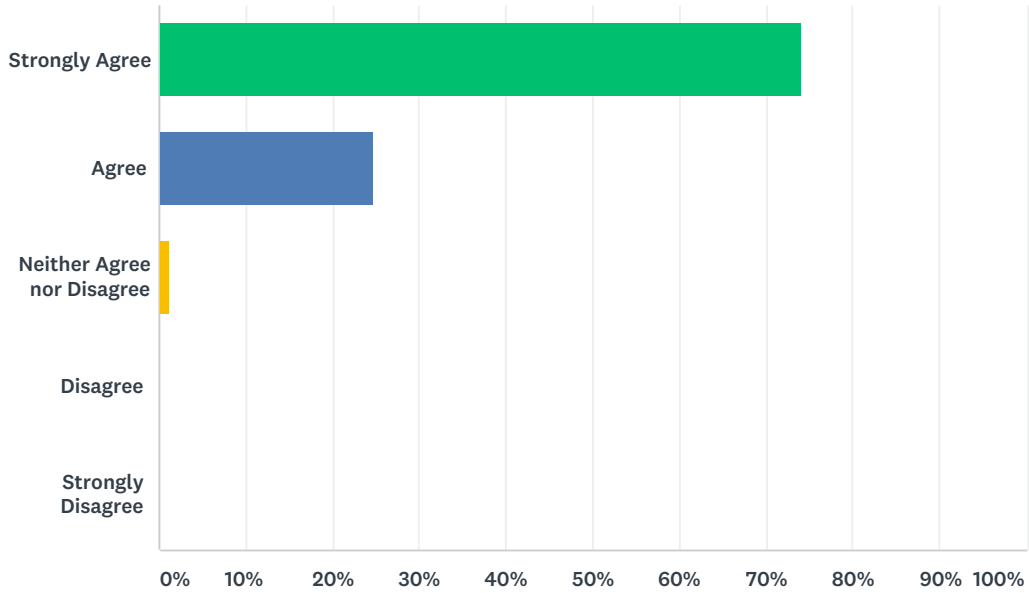
Answered: 170 Skipped: 0



ANSWER CHOICES	RESPONSES	
Strongly Agree	72.35%	123
Agree	24.12%	41
Neither Agree nor Disagree	3.53%	6
Disagree	0.00%	0
Strongly Disagree	0.00%	0
TOTAL		170

Q2 The adults at school want my child to succeed.

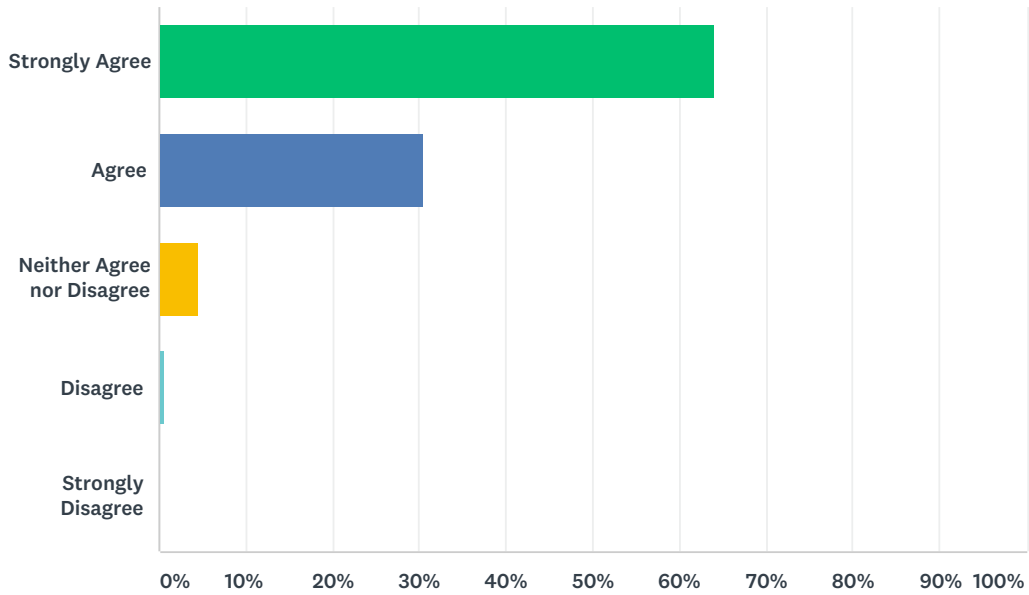
Answered: 170 Skipped: 0



ANSWER CHOICES	RESPONSES	
Strongly Agree	74.12%	126
Agree	24.71%	42
Neither Agree nor Disagree	1.18%	2
Disagree	0.00%	0
Strongly Disagree	0.00%	0
TOTAL		170

Q3 My child's school provides the academic and behavioral supports needed to be successful in school.

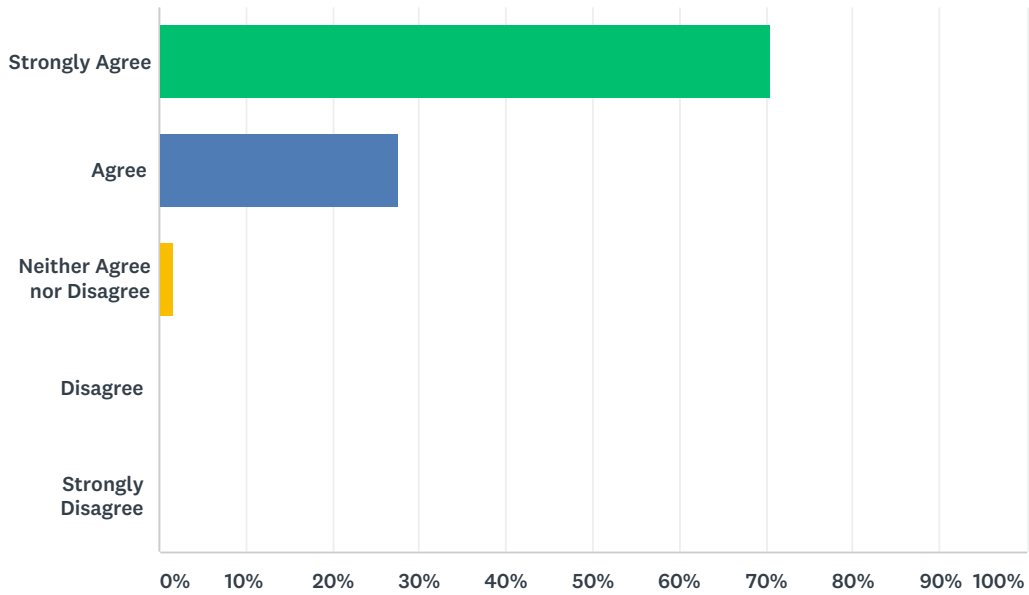
Answered: 170 Skipped: 0



ANSWER CHOICES	RESPONSES	
Strongly Agree	64.12%	109
Agree	30.59%	52
Neither Agree nor Disagree	4.71%	8
Disagree	0.59%	1
Strongly Disagree	0.00%	0
TOTAL		170

Q4 My child's school has clear rules for behavior.

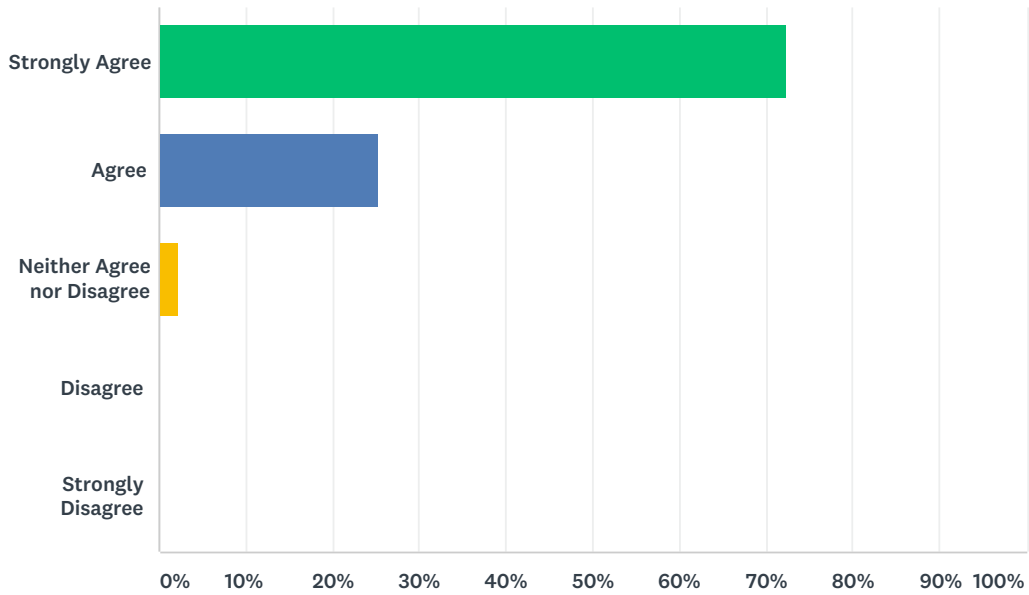
Answered: 170 Skipped: 0



ANSWER CHOICES	RESPONSES	
Strongly Agree	70.59%	120
Agree	27.65%	47
Neither Agree nor Disagree	1.76%	3
Disagree	0.00%	0
Strongly Disagree	0.00%	0
TOTAL		170

Q5 School staff treat me with respect.

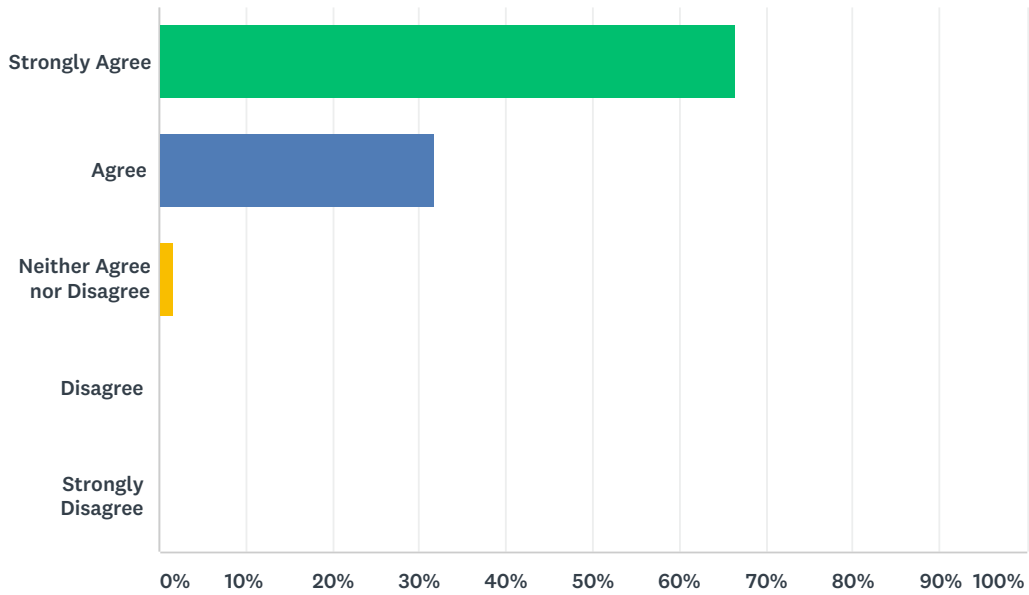
Answered: 170 Skipped: 0



ANSWER CHOICES	RESPONSES	
Strongly Agree	72.35%	123
Agree	25.29%	43
Neither Agree nor Disagree	2.35%	4
Disagree	0.00%	0
Strongly Disagree	0.00%	0
TOTAL		170

Q6 Good behavior is noticed at my child's school.

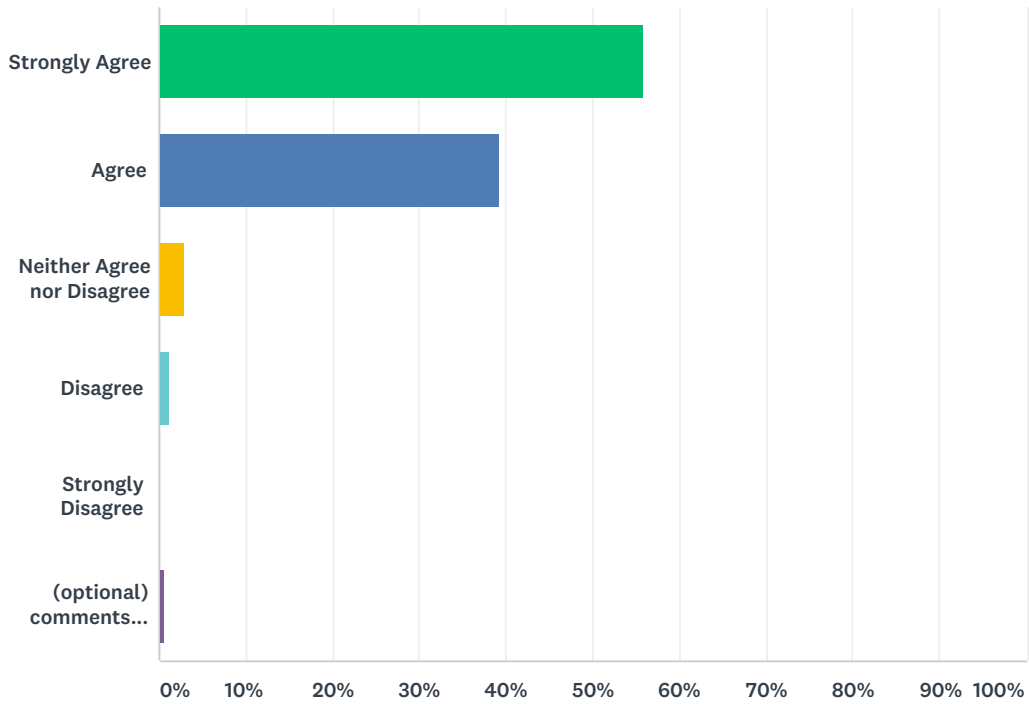
Answered: 170 Skipped: 0



ANSWER CHOICES	RESPONSES	
Strongly Agree	66.47%	113
Agree	31.76%	54
Neither Agree nor Disagree	1.76%	3
Disagree	0.00%	0
Strongly Disagree	0.00%	0
TOTAL		170

Q7 My child gets along with other students.

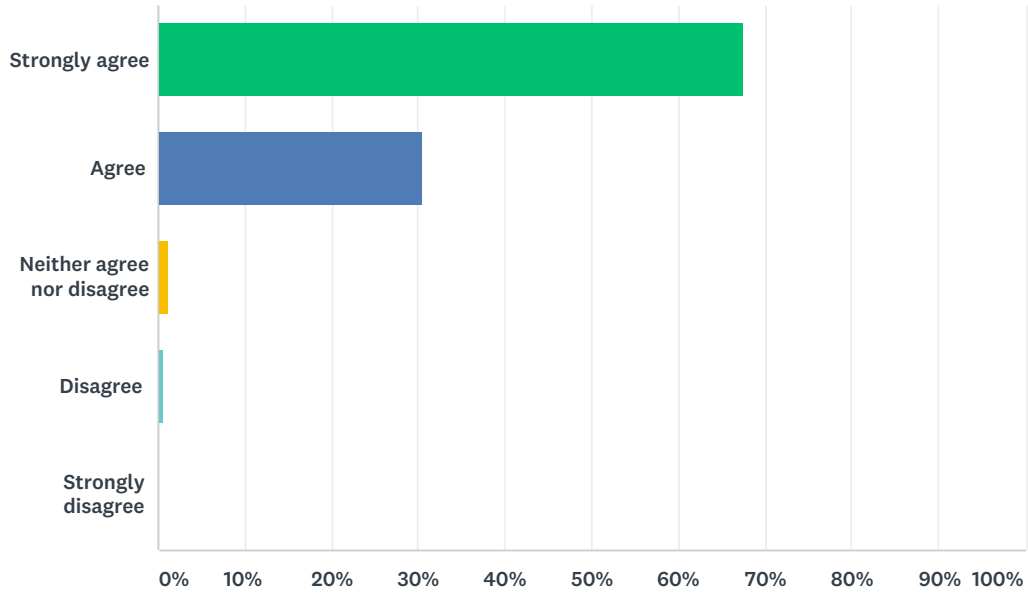
Answered: 170 Skipped: 0



ANSWER CHOICES	RESPONSES	
Strongly Agree	55.88%	95
Agree	39.41%	67
Neither Agree nor Disagree	2.94%	5
Disagree	1.18%	2
Strongly Disagree	0.00%	0
(optional) comments related to 8:	0.59%	1
TOTAL		170

Q8 My child is safe at school.

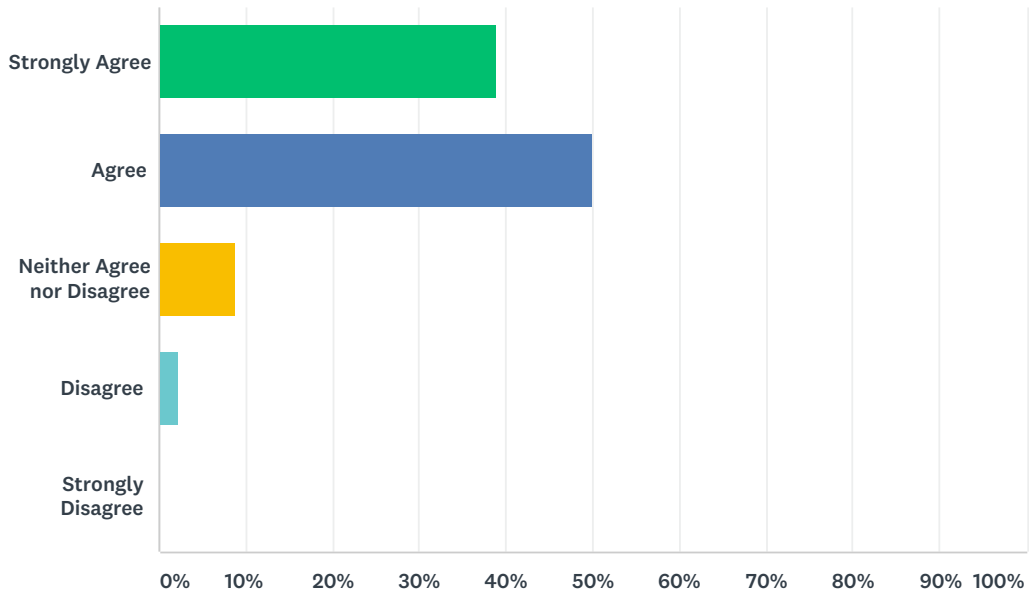
Answered: 170 Skipped: 0



ANSWER CHOICES	RESPONSES	
Strongly agree	67.65%	115
Agree	30.59%	52
Neither agree nor disagree	1.18%	2
Disagree	0.59%	1
Strongly disagree	0.00%	0
TOTAL		170

Q9 Students treat each other well at my child's school.

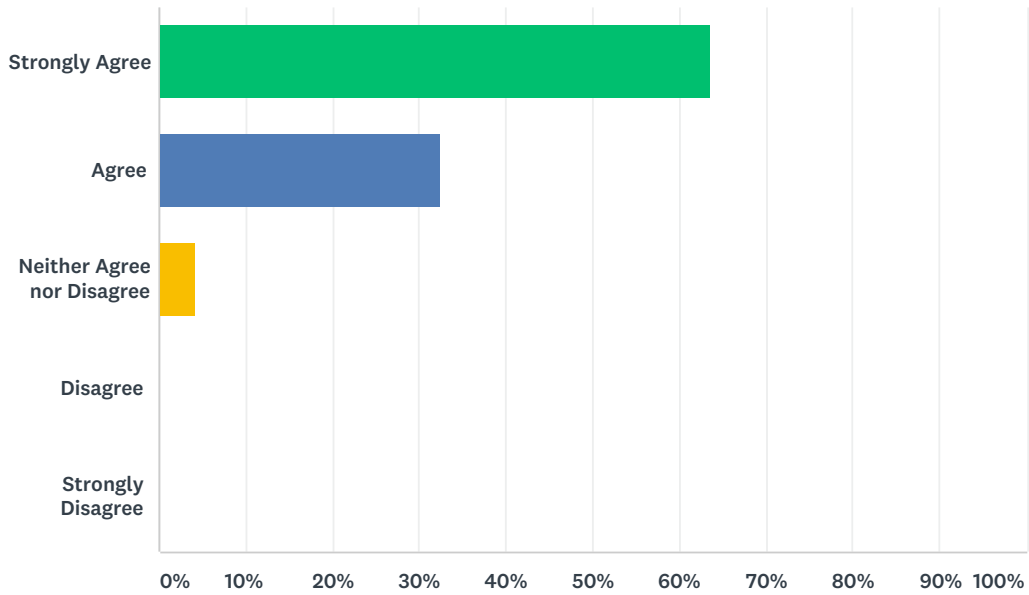
Answered: 170 Skipped: 0



ANSWER CHOICES	RESPONSES	
Strongly Agree	38.82%	66
Agree	50.00%	85
Neither Agree nor Disagree	8.82%	15
Disagree	2.35%	4
Strongly Disagree	0.00%	0
TOTAL		170

Q10 There is an adult at my child's school who will help me if I need it.

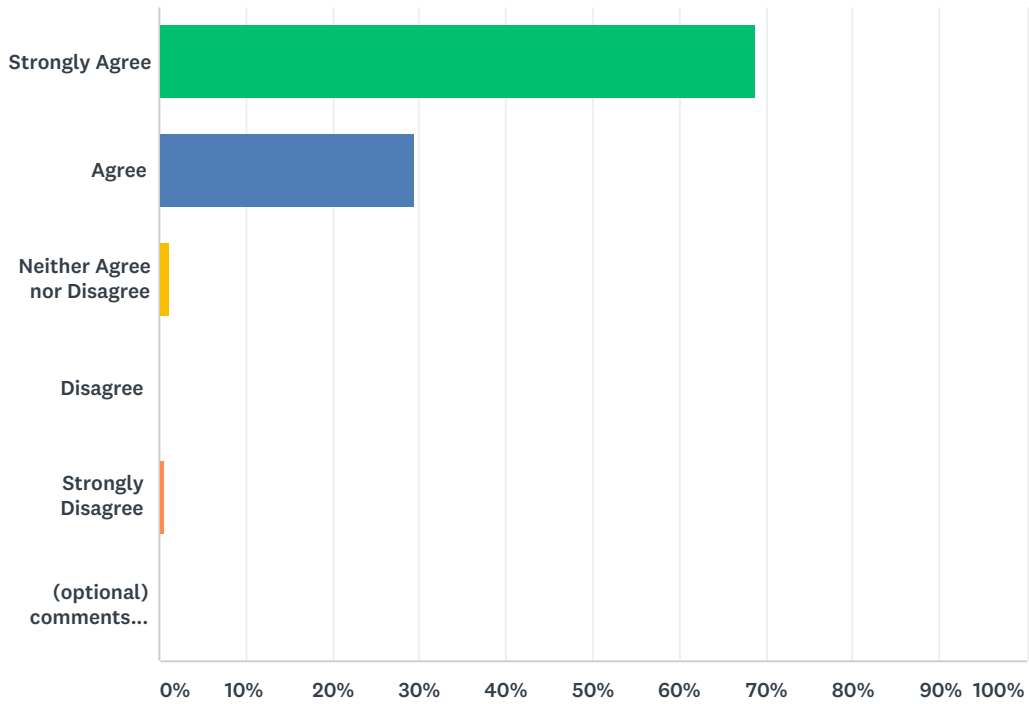
Answered: 170 Skipped: 0



ANSWER CHOICES	RESPONSES	
Strongly Agree	63.53%	108
Agree	32.35%	55
Neither Agree nor Disagree	4.12%	7
Disagree	0.00%	0
Strongly Disagree	0.00%	0
TOTAL		170

Q11 There is an adult at school who will help my child if they need it.

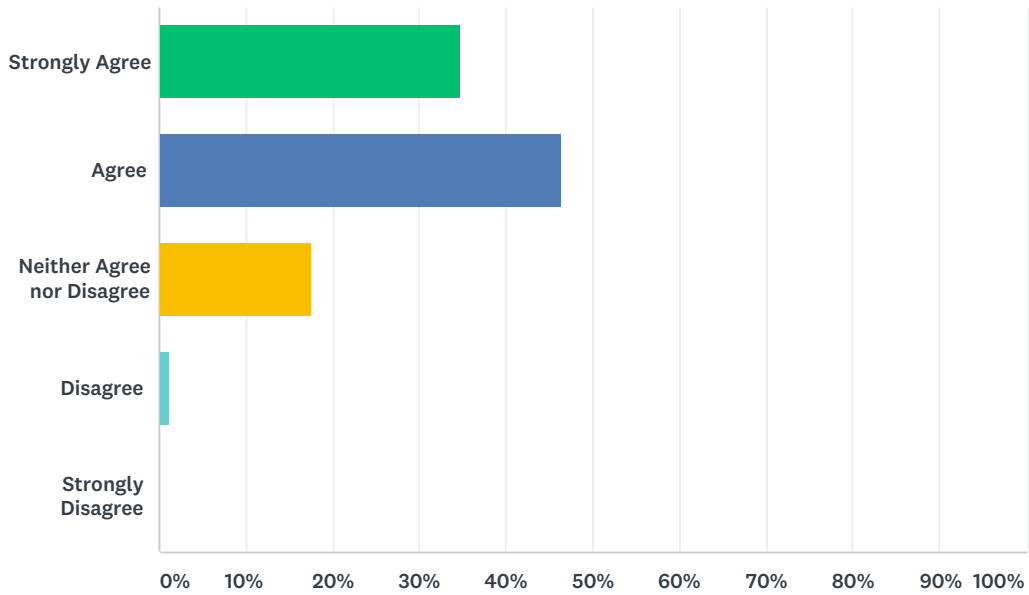
Answered: 170 Skipped: 0



ANSWER CHOICES	RESPONSES	
Strongly Agree	68.82%	117
Agree	29.41%	50
Neither Agree nor Disagree	1.18%	2
Disagree	0.00%	0
Strongly Disagree	0.59%	1
(optional) comments related to 12:	0.00%	0
TOTAL		170

Q12 Students in my child's class behave so that teachers can teach.

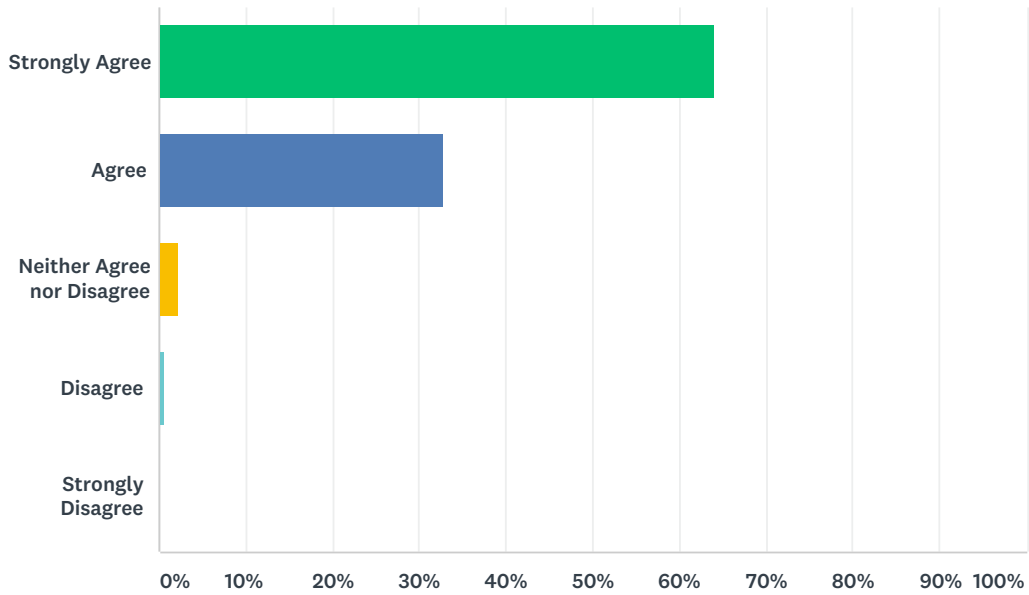
Answered: 170 Skipped: 0



ANSWER CHOICES	RESPONSES	
Strongly Agree	34.71%	59
Agree	46.47%	79
Neither Agree nor Disagree	17.65%	30
Disagree	1.18%	2
Strongly Disagree	0.00%	0
TOTAL		170

Q13 I feel like the teachers and I are partners in my child's education.

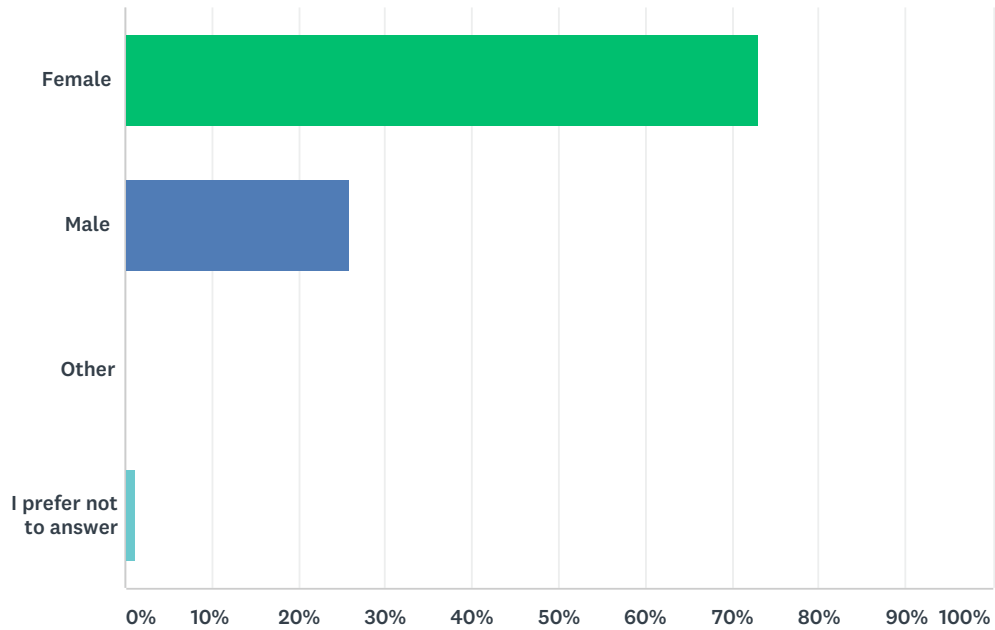
Answered: 170 Skipped: 0



ANSWER CHOICES	RESPONSES	
Strongly Agree	64.12%	109
Agree	32.94%	56
Neither Agree nor Disagree	2.35%	4
Disagree	0.59%	1
Strongly Disagree	0.00%	0
TOTAL		170

Q14 What is your gender or gender identity?

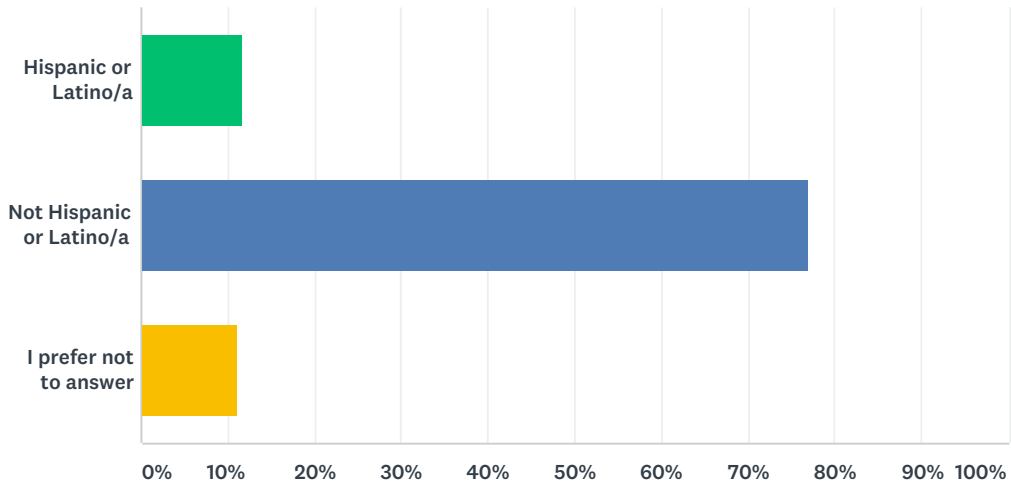
Answered: 170 Skipped: 0



ANSWER CHOICES	RESPONSES	
Female	72.94%	124
Male	25.88%	44
Other	0.00%	0
I prefer not to answer	1.18%	2
TOTAL		170

Q15 What is your ethnicity?

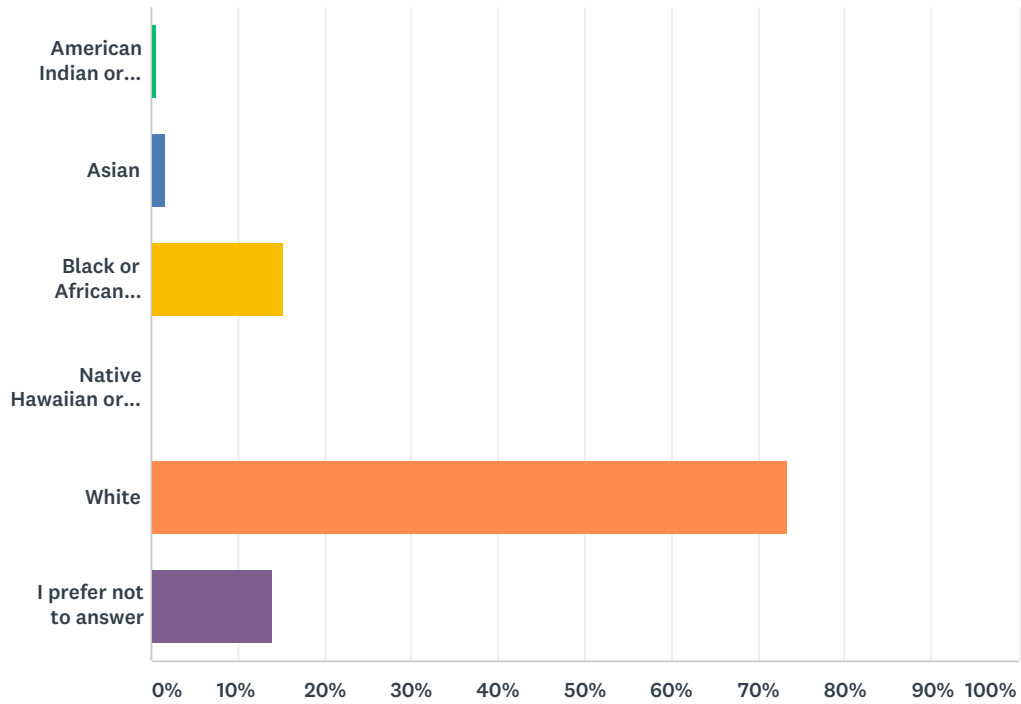
Answered: 170 Skipped: 0



ANSWER CHOICES	RESPONSES	
Hispanic or Latino/a	11.76%	20
Not Hispanic or Latino/a	77.06%	131
I prefer not to answer	11.18%	19
TOTAL		170

Q16 What is your race? (mark all that apply)

Answered: 170 Skipped: 0



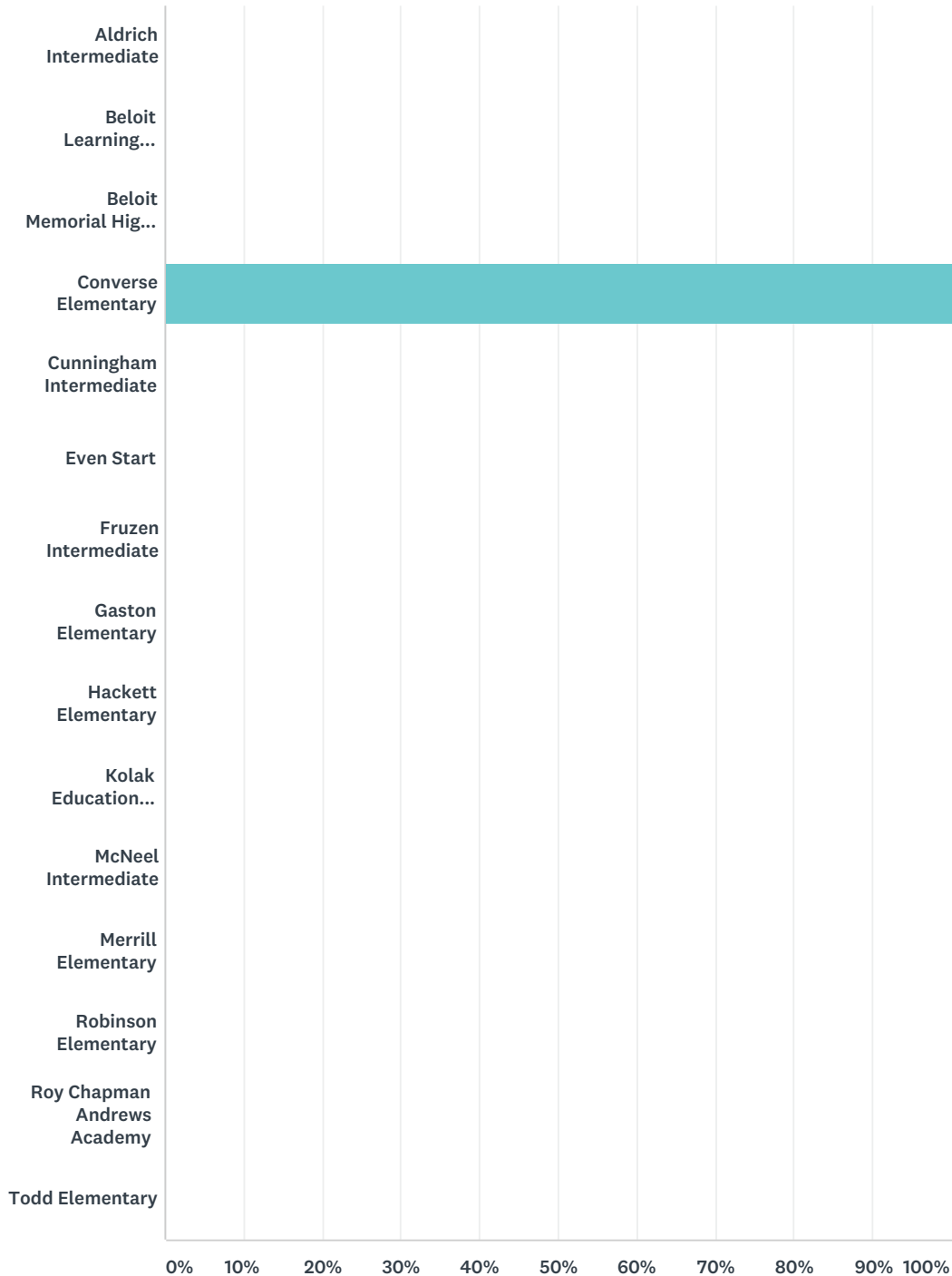
ANSWER CHOICES	RESPONSES	
American Indian or Alaskan Native	0.59%	1
Asian	1.76%	3
Black or African American	15.29%	26
Native Hawaiian or Pacific Islander	0.00%	0
White	73.53%	125
I prefer not to answer	14.12%	24
Total Respondents: 170		

Q17 Beyond that, is there another ethnic group with which you identify?

Answered: 170 Skipped: 0

Q18 What school does your child attend? (If you have multiple children at different schools, please mark the school you are primarily responding about. You may complete the survey multiple times if you would like to represent your experiences at different schools. Thank you!)

Answered: 170 Skipped: 0



ANSWER CHOICES

RESPONSES

FAMILIES: Climate Survey - Fall 2018

Aldrich Intermediate	0.00%	0
Beloit Learning Academy	0.00%	0
Beloit Memorial High School	0.00%	0
Converse Elementary	100.00%	170
Cunningham Intermediate	0.00%	0
Even Start	0.00%	0
Fruzen Intermediate	0.00%	0
Gaston Elementary	0.00%	0
Hackett Elementary	0.00%	0
Kolak Education Center	0.00%	0
McNeel Intermediate	0.00%	0
Merrill Elementary	0.00%	0
Robinson Elementary	0.00%	0
Roy Chapman Andrews Academy	0.00%	0
Todd Elementary	0.00%	0
TOTAL		170